


631RF Series 1.5 Amp Modular Access Control Power Supply

The **SDC 631RF Power Supplies** have been developed specifically to support electric locks and access controls. The high performance, heavy-duty circuitry is ideal for inductive loads and multi-door applications. The modular design is built around several different application control modules to meet your specific needs for virtually any electric lock system. SDC power supplies are designed to provide a well organized installation for individual or multi-door systems that may include locking devices, access controls, station controls and consoles for remote control, annunciation and fire/life safety system interfaces.



631RF*

ALVY - Access Control Systems Unit (UL294)
 APHV - Power Supplies for Use with Burglar-Alarm Systems
 UTRZ - Power Supplies for Fire-Protective Signaling Systems
 SZNT - Control Units and Accessories for Fire Alarm Systems

FEATURES

- Filtered and Regulated**
 The output filtering stabilizes the DC output voltage and eliminates AC line noise. The solid state regulator maintains the selected output voltage at 12VDC or 24VDC regardless of the output load changes, including battery charging.
- Field Selectable 12 or 24VDC**
 The output is field selectable for 12 or 24VDC output.
- 250 mA Battery Charger Output**
 A separate PTC protected, battery charger output provides 13.5VDC or 27VDC.
- LED System Status Indicator**
 Amber - AC and DC voltages are OK
 Green - No DC output
 Red - No AC input, powered by batteries
- Class 2 Outputs**
 Where permitted by code, conduit is not required when using Class 2 outputs.
- Emergency Release Input**
 The Fire/Life Safety emergency release input is standard on all SDC power supplies.
- Large Heavy Gauge Enclosure**
 Model 631RFA is housed in a 16 gauge, 16" W x 14" H x 6.5" D cabinet large enough to accommodate several additional modules and four 8Amp hour batteries with plenty of room for wiring.
- Low Battery Disconnect**
 Batteries are disconnected from the output circuit prior to deep discharge preventing battery destruction.
- Isolated Charging Circuit**
 While the charging output is 13.5VDC or 27VDC, the secondary output is unaffected and precisely maintained at the selected 12 or 24VDC. This ensures system components are powered by their specified voltage. The secondary output current is maintained at the full 1.5 Amp capacity and is not de-rated when charging batteries.






631RFA*



631RFL



MODELS

-  **631RFL** Power Supply (less Cabinet)
-  **631RF** Power Supply, plus 12" W x 12" H x 4" D Cabinet
-  **631RFA** Power Supply, plus 16" W x 14" H x 6.5" D Cabinet

* shown with optional batteries



SIA "Security Industry Finest" ISC Expo



SPECIFICATIONS

Electrical

Input	115VAC @ 800 mA, 50/60 Hz Fused
Secondary Output	Selectable 12VDC or 24VDC @ 1.5 Amp, Poly Fuse Protected, Class 2
Battery Charger Output	250mA @ 13.5 or 27VDC, PTC Protected

Mechanical

631RF Cabinet	12" W x 12" H x 4"D, Steel 20 Ga.
631RFA Cabinet	16"W x 14"H x 6.5"D, Steel 16 Ga.

SDC power supplies equipped with batteries provide continuous operation of access controls, locking devices and peripheral components during a power failure. See Table 2 & 3 to determine battery requirements for standby power.

TABLE 1: CONTROL MODULE CAPACITY*

Power Supply:	631RF		631RFA	
	Battery Qty.		Battery Qty.	
	0-2	3-4	0-2	3-4
	RB12V4		RB12V7	
FB4	4	2	4	4
12VR	1	1	1	1
UR-1	4	2	4	2
UR2-4	NA	NA	2	1
UR4-8	NA	NA	2	1
CR-4	2	1	4	2
ACM-1	2	1	4	2

* Total combined load of modules and access control hardware may not exceed 1.5 amp.

TABLE 2: 12VDC STANDBY POWER

5 Ah Battery Qty	1	2	4
Amp Hours	5Ah	10Ah	20Ah
Load/Amps	Power Back-up Time in Hours		
0.25	20	40	80
0.50	8.5	20	40
1.00	3.8	8.5	20
1.50	2.3	4.5	12

8 Ah Battery Qty	1	2	4
Amp Hours	8Ah	16Ah	32Ah
Load/Amps	Power Back-up Time in Hours		
0.25	36.7	85	175
0.50	15	36	85
1.00	6.5	14.4	36
1.50	4	9	21

TABLE 3: 24VDC STANDBY POWER

5 Ah Battery Qty	2	4
Amp Hours	5Ah	10Ah
Load/Amps	Power Back-up Time in Hrs	
0.25	20	40
0.50	8.5	20
1.00	3.8	8.5
1.50	2.3	4.5

8 Ah Battery Qty	2	4
Amp Hours	8Ah	16Ah
Load/Amps	Power Back-up Time in Hrs	
0.25	36.7	85
0.50	15	36
1.00	6.5	14.4
1.50	4	9

PRODUCT SKU SAMPLE: **631RF PS-1 UR1**

HOW TO ORDER

1| SPECIFY MODEL

- 631RFL** 1.5 Amp, Class 2 Output, Less Cabinet
- 631RF** 1.5 Amp, Class 2 Output 12" W Cabinet
- 631RFA** 1.5 Amp, Class 2 Output 16" W Cabinet

2| SPECIFY OPTIONS

- PS-1** System On-Off Push Switch inside Power Supply Enclosure
- PS-1A** System On-Off Push Switch on Enclosure Cover
- PC** 6 ft. Power Cord
- KL** Key Lock Cover
- 220V/230V** 230VAC, 50/60Hz

3| SPECIFY CONTROL MODULES

- 12VR** 12VDC Regulated and Filtered Output Module
- FB-4** Four 2 Amp fuse protected outputs
- UR1** Universal Door Controllers
- UR2-4** Two Station Door Controllers
- UR4-8** Four Station Door Controllers
- CR4** Control Relay - 4 Independent DPDT Relays
- ACM-1** Access Control Module

ACCESSORIES

SDC power supplies equipped with batteries provide continuous operation of access controls, locking devices and peripheral components during a power failure. See Table 2 & 3 to determine battery requirements for standby power.

 **RB12V4** 12V/5Ah Battery, 631RF Capacity, 4 Max



RB12V7 12V/8Ah Battery, 631RFA Capacity, 4 Max

