

# *Life Safety and Security Door Hardware*



# EXIT CONTROL LOCKS

## ECL-230D, ECL-230D-PH

### Exit Control Hardware

The ECL-230 is a **code compliant, battery alarmed, rugged dead bolt**, panic device with **steel plate and photo-luminescent sign** providing managed security and a **100 decibel alarm** for **secondary exits**.



### Benefits

- Attack resistant design withstands over 2200 lbs. of outside pull force
- Proven durability and reliability at a reasonable price
- Reduces employee and customer theft
- Easy to install
- Time tested construction resists attack from the inside
- Durable steel plate with photo luminescent sign absorbs light to then “glow in the dark” when lights are dimmed
- Easy to see if the lights go out
- Straightforward operation that everyone understands

### Features

- Single point, 1" throw dead bolt
- Saw resistant dead bolt
- Corrosion resistant alloy lock body
- 100 decibel alarm, powered by 9-volt battery (included)
- Accepts 5-pin through 7-pin standard and interchangeable core rim cylinders
- Resetting the alarm can only be accomplished with a control key
- Non-handed
- Locking and unlocking the dead bolt always arms and disarms the alarm

### Mechanical Options

- Gray Finish (Std.)
- English Push Plate Sign (Std.)
- Other Languages available (call factory for details)
- For Panic Hardware on 36" doors see ECL-230D-PH
- Fire-Rated Option see ECL-600
- ECL-437K - Surface Strike (Std.)

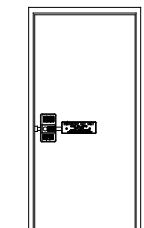
## Accessories

- ECL-436K for ECL-230D, ECL-2100K for ECL-230D-PH - Bar Guard Kit - to protect end of bar, when required by code
- RC65 - Rim Cylinder, Schlage "C" Keyway with 2 keys
- ECL-1595 - Cylinder Collar required for 6 or 7 pin cylinders
- VRA-143 - Vertical Rod Assembly provides 2 point locking (see VRA-143 product sheet)
- BE-961-2 - Hard wired Conversion Kit, eliminates battery
- ECL-435K - Adjustable Surface Keeper Bracket for some double door applications
- ECL-475 - Decorative back plate for use on narrow stile doors

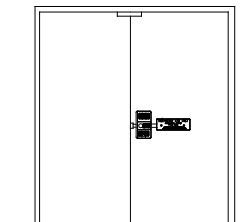
## Technical Information

- Door Types - Wood, Hollow Metal or Aluminum
- Door Thickness - Fits standard 1-3/4" - 2-1/4"
- Minimum standard door width for ECL-230D is 20"
- Minimum standard door width for ECL-230D-PH is 34"
- Double Door requirements:
  - (1) ECL-230
  - (1) RC65
  - (1) ECL-435K
  - (1) DDH-2250 } or (1) VRA-143
  - or
  - (2) ECL-230D
  - (2) RC65
  - (1) 90KR
- Door Stile - Fits minimum 5-3/4" with ECL-437K Strike (Std.)
- Door Stile - Fits minimum 1-7/8" with ECL-475 Kit
- Machine and Sheet Metal Screws (Std.)
- Optional Sex Nuts or Security Torx Screws Available

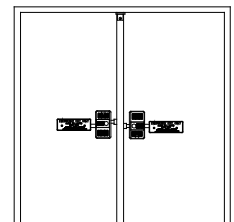
## Riser Diagram



Single Door

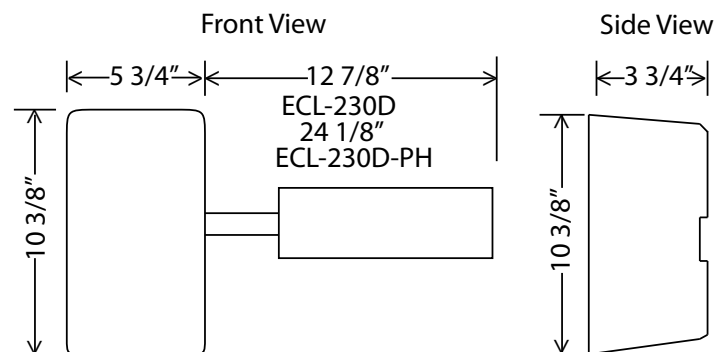


Double Doors  
with DDH-2250  
Double Door Holder  
Adjustable Keeper (ECL-435K)



Double Doors  
with Key Removable Mullion  
Vertical Rod Assemblies also  
available (Part #VRA-143)

## Dimensions



## Listings and Approvals



UL Listed  
Panic Hardware  
988N-Grade 3



Meets ADA requirements



Meets NFPA 101  
for Life Safety,  
CA Title 19  
& { Only ECL-230D-PH



ANSI/BHMA  
requirements for all  
Building Codes



California State Fire Marshall -  
4140-0127:102

## Detex Limited Warranty

10 Year Mechanical / 3 Year Electrical  
Limited Manufacturers Warranty

**Where Trust is Built™**  
**DETEx®**  
*Life Safety, Security and Security Assurance*

Detex Corporation  
302 Detex Drive  
New Braunfels, Texas 78130-3045 USA  
PH. (830) 629-2900  
(800) 729-3839  
FAX (800) 653-3839  
<http://www.detex.com>  
USA Sales:  
[marketing@detex.com](mailto:marketing@detex.com)  
International Sales:  
[export@detex.com](mailto:export@detex.com)

 Cancer & Reproductive Harm - [www.detex.com/prop65](http://www.detex.com/prop65)

# ECL-230X HOW TO ORDER

## DEVICE CONFIGURATION

For standard Single Point Deadbolt only, leave blank

- TD** = 2 point Top Bolt & Deadbolt  
**TB** = 2 point Top Bolt & Bottom Bolt  
**TDB** = 3 point Top Bolt, Deadbolt & Bottom Bolt  
**W** = Weatherized, Single Point Deadbolt only  
**W-TD** = Weatherized, 2 point Top Bolt & Deadbolt  
**W-TB** = Weatherized, 2 point Top Bolt & Bottom Bolt  
**W-TDB** = Weatherized, 3 point Top Bolt, Deadbolt & Bottom Bolt

## HURRICANE RATING

For no hurricane rating, leave blank  
**H-** = Hurricane rating (available on single point and 3 point only)

## HINGE BOLTS

For no hinge bolts, leave blank  
**DX1** = Single Hinge Bolt  
**DX2** = Double Hinge Bolts  
**DX3** = Triple Hinge Bolts

## CYLINDER

If cylinder provided by others, leave blank

- IC7R** = Rim Cylinder(s) SFIC housing  
**IK7R** = Rim Cylinder(s) InstaKey housing  
**RC65** = Rim Cylinder(s) 6 pin/Keyed 5

## DOOR WIDTH

For 3'0" or 4'0" door, leave blank  
**30** = Fits 30" Wide Door

## STRIKE

Leave blank for standard strike or hurricane rated

- 96B** = Dust Proof Strike (for TB & TDB only)  
**DDSK** = Double Door Strike Kit (not compatible with TB)  
**96B-DDS** = Dust Proof Strike & Double Door Strike (for TDB only)

## ROD COVERS (TB, TD, TDB ONLY)

For no rod covers, leave blank

- RC** = Rod Covers  
**BG** = Bottom Bolt Guard  
**RC-BG** = Rod Covers & Bottom Bolt Guard

## COVER SECURITY

For no cover security, leave blank

- CL** = Cover Lock  
**SS** = Security Screws  
**CL-SS** = Cover Lock & Security Screws

## TRIM PLATE

For no trim plate, leave blank

- 03T** = Trim Plate with OKC  
**01T** = Trim Plate without OKC  
**03PP** = Pull Plate with OKC  
**01PP** = Pull Plate without OKC

## DOOR HEIGHT (TB, TD, TDB ONLY)

- 84"** = Fits 6'8" to 7' Door \*  
**96"** = Fits 7' to 8' Door  
**120"** = Fits 8' to 10' Door

## INSIDE PULL

For no inside pull, leave blank  
**IP** = Inside Pull

## ACCESSORIES

For no accessories, leave blank  
**SN1** = Sex Nut Kit

## ECL-230D RETROFIT KIT

If retrofit not required, leave blank  
**RK** = ECL-230D RetroFit Kit (End-cap plate and lock-body plate)

## SIGNAGE - LANGUAGE

For English sign, leave blank  
**RWS** = Spanish Sign  
**RWC** = Chinese Sign (Red & White)

**NOTE:** \* = default

Contact factory for availability of combined options



Detex products can expose you to chemicals including Chromium (hexavalent compounds) and Lead, which are known to the State of California to cause cancer and birth defects or other reproductive harm. For more information go to [www.detex.com/prop65](http://www.detex.com/prop65)

September 5, 2018

# EXIT CONTROL LOCKS


## ECL-230X (Dead Bolt)

### Exit Control Hardware

The ECL-230X is a code compliant, battery alarmed, rugged dead bolt, panic device with photo-luminescent sign providing maximum security and a 100 decibel alarm for secondary exits.

#### Benefits

- Attack resistant design for maximum holding force
- Proven durability and reliability at a reasonable price
- Easy to install
- Easy to see if the lights go out
- Time tested construction resists attack from the inside
- One size fits 36"-48" doors for code compliant acceptance
- For additional security with 4 locking points, specify ECL-230X-DX3
- Reduces employee and customer theft
- Straightforward operation that everyone understands



#### Features

- Dead bolt lock -1" throw with just over 3/4" engagement with the frame
- Saw resistant dead bolt
- Corrosion resistant alloy lock body
- 100 decibel alarm, powered by 9-volt battery (included)
- Surface/flush reversible strike
- Accepts 5-pin through 7-pin standard and interchangeable core rim cylinders without using cylinder collar
- Durable photo-luminescent sign absorbs light to then "glow in the dark" when lights are dimmed
- Locking and unlocking (dead bolt) always arms and disarms the alarm
- Non-handed
- Low profile meets International Building Code requirement allowing for 4" maximum projection off face of door
- Resetting the alarm can only be accomplished with a control key
- For 9VDC hardwiring add BE-961-1 or BE-961-2

#### Mechanical Options

- H - Hurricane Rated
- DDSK - Double Door Strike Kit
- BE-961 - Hardwired Conversion Kit, eliminates battery (sold separately)
- IP - Inside Pull
- SN1 - Sex Nut Kit
- English Push Plate Sign (Std.)
- RWS - Spanish Sign  
Other Languages available (call factory)
- CL - Cover Lock
- SS - Security Screws
- CL-SS - Cover Lock & Security Screws
- Add hinge side protection with 3/4" frame engagement
  - DX1 - one hinge bolt for 4 locking points
  - DX2 - two hinge bolts for 5 locking points
  - DX3 - three hinge bolts for 6 locking points
- 30 - Fits 30" wide door
- IC7R - Interchangeable core housing installed in Lock & or Trim
- IK7R - InstaKey Cylinder installed in Lock & or Trim
- RC65 - Rim Cylinder, Schlage "C" Keyway with 2 keys installed in Lock & or Trim
- 01T - Trim Plate
- 01PP - Pull Plate
- 03T - Trim Plate
- 03PP - Pull Plate  
Note: Rim cylinder required for 03 Trims (sold separately)
- RK - ECL-230D RetroFit Kit (Endcap plate & lock-body plate)
- RC - Rod Covers
- BG - Bottom Bolt Guard
- RC-BG - Rod Covers & Bottom Bolt Guard

#### Technical Information

- Door Types - Wood, Hollow Metal
- Door Thickness - Fits standard 1-3/4" - 2-1/4"
- Standard Device fits 36"-48" door
- Optional Device fits 30"-36" door
- Machine and Sheet Metal Screws (Std.)
- Double Door requirements:
  - (1) ECL-230X
  - (1) RC65
  - (1) DDSK
  - (1) DDH-2250 or
  - (2) ECL-230X
  - (2) RC65
  - (1) 90KR
- Optional Sex Nuts or Security Torx Screws Available



## Detex Recommendations For Commercial Outswinging Doors

- Commercial Heavy duty door and frame, anchored to concrete wall & floor
  - Minimum 16 gauge door and frame, reinforced for multi-lock exit device
- Full length, heavy duty hinge (provided by installer)
- Full length, heavy gauge steel astragal (provided by installer)
- Detex H-ECL-230X-DX3-SN1 with flush strike install, code compliant alarmed panic device
  - Hurricane rated hardware provides superior fasteners and reinforced push pad that helps prevent break-in
  - Flush Strike Installation provides superior holding force with maximum bolt penetration into the frame (see install instructions)
  - DX3 - 3 hinge side bolts that protect against hinge attack
  - SN1 - Sex Nuts / through bolts provide superior installation
- Hardened / reinforced steel plate installed on interior door skin, prevents drilling through door (provided by installer)
- Burglar alarm contact placed on inside, bottom or low on the door, to trigger burglar alarm when door is peeled / pried upward (inquire with burglar alarm company)



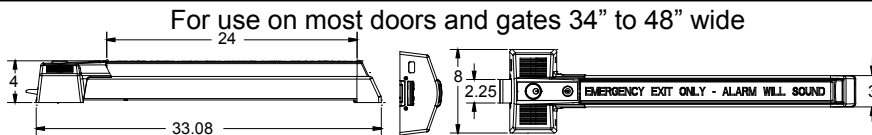
Push Side

Pull Side

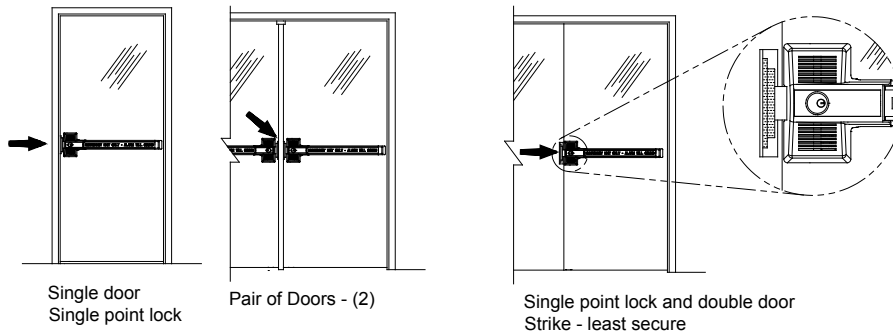
Note: Above recommendations are for a single door, but if used on a pair of doors, include a heavy gauge steel center

For more suggestions on Break-In Prevention, visit [www.detex.com/lcopqanpeo](http://www.detex.com/lcopqanpeo)

## Dimensions



## Riser Diagram



## Listings and Approvals



UL 305 Listed  
Panic Hardware

UL1034-34 Temperature Section 34  
[Temperature Range -31° F (-35° C) to  
150° F (+66° C)]

UL 1034-54 Dust Section 54



Meets ADA Requirements



Meets NFPA 101 for Life Safety,  
CA Title 19



ANSI/BHMA A156.3 Grade 2  
requirements for all  
Building Codes



California State Fire Marshall -  
4140-0127:102

Meets International Building Code



Hurricane Listed (H)  
Miami-Dade County, Florida  
NOA 15-0603.15 EXP 11/28/18

## Detex Limited Warranty

10 Year Mechanical / 3 Year Electrical  
Limited Manufacturers Warranty

Where Trust is Built™

**DETEx**®  
Life Safety, Security and Security Assurance

Detex Corporation  
302 Detex Drive  
New Braunfels, Texas 78130-3045 USA  
PH. (830) 629-2900  
(800) 729-3839  
FAX (800) 653-3839  
<http://www.detex.com>  
USA Sales:  
[marketing@detex.com](mailto:marketing@detex.com)  
International Sales:  
[export@detex.com](mailto:export@detex.com)



Cancer & Reproductive Harm - [www.detex.com/prop65](http://www.detex.com/prop65)

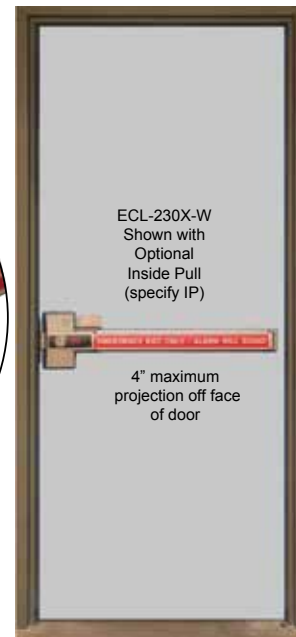
# EXIT CONTROL LOCKS

## ECL-230X-W (Weatherized Dead Bolt)

### Exit Control Hardware

The ECL-230X-W is a **code compliant, battery alarmed, rugged dead bolt**, panic device with **photo-luminescent sign** providing maximum security and a **100 decibel alarm** for **secondary exits**.

This device conforms to UL1034-34 Temperature Section 34, UL1034-54 Dust Section 54, MIL-STD 810F, Method 506.4 (driving rain test); MIL-STD 810F and Method 509.4 (salt fog test).



### Benefits

- Attack resistant design for maximum holding force
- Weather resistant design for use in outdoor or wet environments
- Proven durability and reliability at a reasonable price
- Easy to install
- Reduces employee and customer theft
- Time tested construction resists attack from the inside
- One size fits 36"-48" doors for code compliant acceptance
- For additional security with 4 locking points, specify ECL-230X-W-DX3
- Easy to see if the lights go out
- Straightforward operation that everyone understands

### Features

- Dead bolt lock -1" throw with just over 3/4" engagement with the frame
- Saw resistant dead bolt
- Corrosion resistant alloy lock body
- 100 decibel alarm, powered by 9-volt battery (included)
- Surface/flush reversible strike
- Accepts 5-pin through 7-pin standard and interchangeable core rim cylinders without using cylinder collar
- Durable photo-luminescent sign absorbs light to then "glow in the dark" when lights are dimmed
- Locking and unlocking (dead bolt) always arms and disarms the alarm
- Non-handed
- Low profile meets International Building Code requirement allowing for 4" maximum projection off face of door
- Resetting the alarm can only be accomplished with a control key
- For 9VDC hardwiring add BE-961-1 or BE-961-2

### Mechanical Options

- Gray Finish (Std.)  
Note: Contact factory for additional finishes
- H - Hurricane Rated
- 30 - Fits 30" wide door
- DX1 - Add hinge side protection with one hinge bolt for 2 locking points (3/4" frame engagement)
- DX2 - Add hinge side protection with two hinge side bolts for 3 locking points (3/4" frame engagement)
- DX3 - For maximum hinge side protection add three hinge side bolts for 4 locking points (3/4" frame engagement)
- English Push Plate Sign (Std.)
- RWS - Spanish Sign
- Other Languages available (call factory for details)

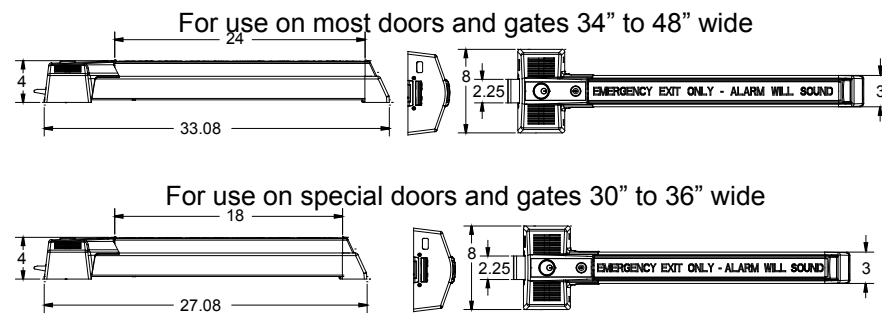
## Mechanical Options Continued

- 03T - Trim Plate
- 03PP - Pull Plate  
Rim cylinder required for 03 Trims (sold separately)
- 01T - Trim Plate
- 01PP - Pull Plate
- IC7R - Interchangeable core housing installed in Lock & or Trim
- IK7R - InstaKey Cylinder installed in Lock & or Trim
- RC65 - Rim Cylinder, Schlage "C" Keyway with 2 keys installed in Lock & or Trim
- IP - Inside Pull
- DDSK - Double Door Strike Kit
- SN1 - Sex Nut Kit
- CL - Cover Lock
- SS - Security Screws
- CL-SS - Cover Lock & Security Screws
- RK - ECL-230D RetroFit Kit (End-cap plate & lock-body plate)
- BE-961 - Hardwired Conversion Kit, eliminates battery (Sold Separately)  
NOTE: BE-961 is not weatherized, protect with NEMA enclosure.

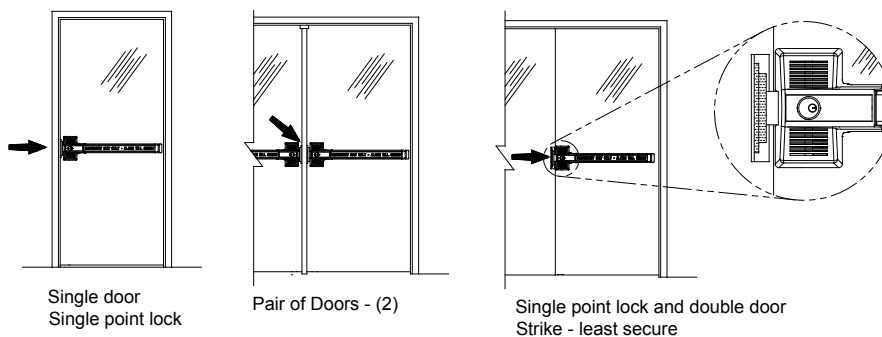
## Technical Information

- Door Types - Wood, Hollow Metal
- Door Thickness - Fits standard 1-3/4" - 2-1/4"
- Standard Device fits 36"-48" door
- Optional Device fits 30"-36" door
- Double Door requirements:  
(1) ECL-230X-W  
(1) RC65  
(1) DDSK  
(1) DDH-2250  
or  
(2) ECL-230X-W  
(2) RC65  
(1) 90KR
- Machine and Sheet Metal Screws (Std.)
- Optional Sex Nuts or Security Torx Screws Available

## Dimensions



## Riser Diagram



## Listings and Approvals



UL 305 Listed  
Panic Hardware

UL1034-34 Temperature Section 34  
[Temperature Range -31° F (-35° C) to  
150° F (+66° C)]

UL 1034-54 Dust Section 54



Meets ADA Requirements



Meets NFPA 101 for Life Safety,  
CA Title 19



ANSI/BHMA A156.3 Grade 2  
requirements for all  
Building Codes



California State Fire Marshall -  
4140-0127:102

Meets International Building Code



Hurricane Listed (H)  
Miami-Dade County, Florida  
NOA 15-0603.15 EXP 11/28/18

## Detex Limited Warranty

10 Year Mechanical / 3 Year Electrical  
Limited Manufacturers Warranty

Where Trust is Built™

**DETEx**®  
Life Safety, Security and Security Assurance

Detex Corporation  
302 Detex Drive  
New Braunfels, Texas 78130-3045 USA  
PH. (830) 629-2900  
(800) 729-3839  
FAX (800) 653-3839  
<http://www.detex.com>  
USA Sales:  
[marketing@detex.com](mailto:marketing@detex.com)  
International Sales:  
[export@detex.com](mailto:export@detex.com)

Cancer & Reproductive Harm - [www.detex.com/prop65](http://www.detex.com/prop65)




# EXIT CONTROL LOCKS

## ECL-230X-TB (Top and Bottom Bolt)

### Exit Control Hardware (Double Door Application)

The ECL-230X-TB is a **code compliant**, **battery alarmed**, rugged 2-point **dead bolt**, panic device with **photo-luminescent sign** providing maximum security and a **100 decibel alarm** for **secondary exits**.



#### Benefits

- Attack resistant design for maximum holding force
- Proven durability and reliability at a reasonable price
- Easy to install
- Reduces employee and customer theft
- Time tested construction resists attack from the inside
- One size fits 36"-48" doors for code compliant acceptance
- For additional security with 5 locking points, specify ECL-230X-TB-DX3
- Easy to see if the lights go out
- Straightforward operation that everyone understands

#### Features

- 2-point, 3/4" throw top and bottom locks with just over 5/8" engagement with the strike
- Corrosion resistant alloy lock body
- 100 decibel alarm, powered by 9-volt battery (included)
- Surface/flush reversible strike
- CL - Cover Lock
- Accepts 5-pin through 7-pin standard and interchangeable core rim cylinders without using cylinder collar
- Durable photo-luminescent sign absorbs light to then "glow in the dark" when lights are dimmed
- Locking and unlocking (dead bolt) always arms and disarms the alarm
- Non-handed
- Low profile meets International Building Code requirement allowing for 4" maximum projection off face of door
- Resetting the alarm can only be accomplished with a control key
- For 9VDC hardwiring add BE-961-1 or BE-961-2

#### Mechanical Options

- Gray Finish (Std.)  
Note: Contact factory for additional finishes
- H - Hurricane Rated
- 84" - Fits 6'8" to 7' door
- 96" - Fits 7' to 8' door
- 120" - Fits 8' to 10' door
- 30 - Fits 30" wide door
- SS - Security Screws
- CL-SS - Cover Lock & Security Screws
- IP - Inside Pull
- DX1 - Add hinge side protection with one hinge bolt for 3 locking points (3/4" frame engagement)
- DX2 - Add hinge side protection with two hinge side bolts for 4 locking points (3/4" frame engagement)
- DX3 - For maximum hinge side protection add three hinge side bolts for 5 locking points (3/4" frame engagement)
- SN1 - Sex Nut Kit
- English Push Plate Sign (Std.)
- RWS - Spanish Sign
- Other Languages available (call factory for details)
- RC - Rod Covers
- BG - Bottom Bolt Guard
- RC-BG - Rod Covers & Bottom Bolt Guard

## Mechanical Options Continued

• 03T - Trim Plate

• 03PP - Pull Plate

Rim cylinder required for 03 Trims  
(sold separately)

• 01T - Trim Plate

• 01PP - Pull Plate

• IC7R - Interchangeable core housing installed in Lock & or Trim

• IK7R - InstaKey Cylinder installed in Lock & or Trim

• RC65 - Rim Cylinder, Schlage "C" Keyway with 2 keys installed in Lock & or Trim

• 96B - Dust Proof Strike

• DDSK - Double Door Strike Kit

• 96B-DDS - Dust Proof Strike & Double Door Strike

• RK - ECL-230D RetroFit Kit (End-cap plate & lock-body plate)

• BE-961 - Hardwired Conversion Kit, eliminates battery (sold separately)

## Technical Information

• Door Types - Wood, Hollow Metal

• Door Thickness - Fits standard 1-3/4" - 2-1/4"

• Standard Device fits 36"-48" door

• Optional Device fits 30"-36" door

• Double Door requirements:

(1) ECL-230X-TB

(1) RC65

(1) DDSK

or

(2) ECL-230X-TB

(2) RC65

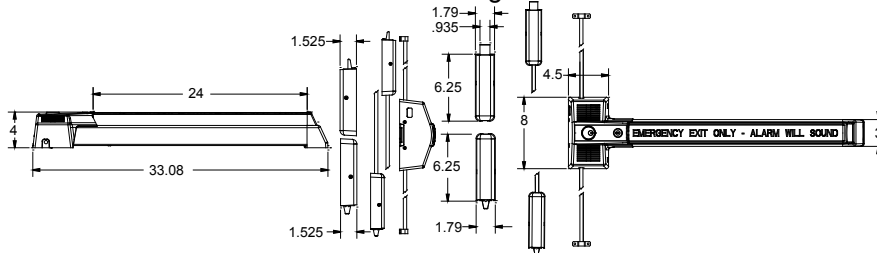
(1) 90KR

• Machine and Sheet Metal Screws (Std.)

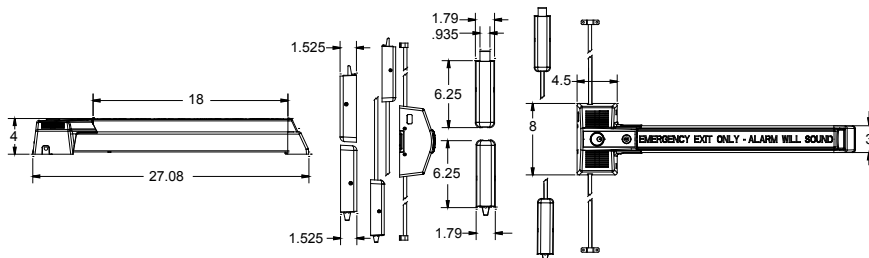
• Optional Sex Nuts or Security Torx Screws Available

## Dimensions

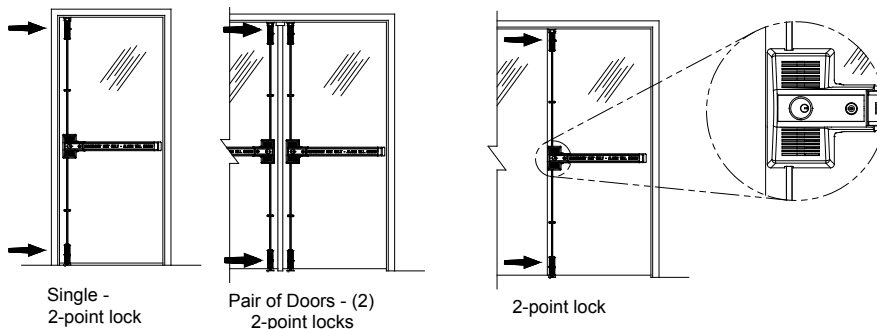
For use on most doors and gates 34" to 48" wide



For use on special doors and gates 30" to 36" wide



## Riser Diagram



## Listings and Approvals



UL Listed  
Panic Hardware  
988N-Grade 2



Meets ADA requirements



Meets NFPA 101  
for Life Safety,  
CA Title 19



ANSI/BHMA  
requirements for all  
Building Codes



California State Fire Marshal -  
4140-0127:102

Meets International Building Code

## Detex Limited Warranty

10 Year Mechanical / 3 Year Electrical  
Limited Manufacturers Warranty

*Where Trust is Built™*  
**DETEx**<sup>®</sup>  
*Life Safety, Security and Security Assurance*

Detex Corporation  
302 Detex Drive  
New Braunfels, Texas 78130-3045 USA  
PH. (830) 629-2900  
(800) 729-3839  
FAX (800) 653-3839  
<http://www.detex.com>  
USA Sales:  
[marketing@detex.com](mailto:marketing@detex.com)  
International Sales:  
[export@detex.com](mailto:export@detex.com)

Cancer & Reproductive Harm - [www.detex.com/prop65](http://www.detex.com/prop65)

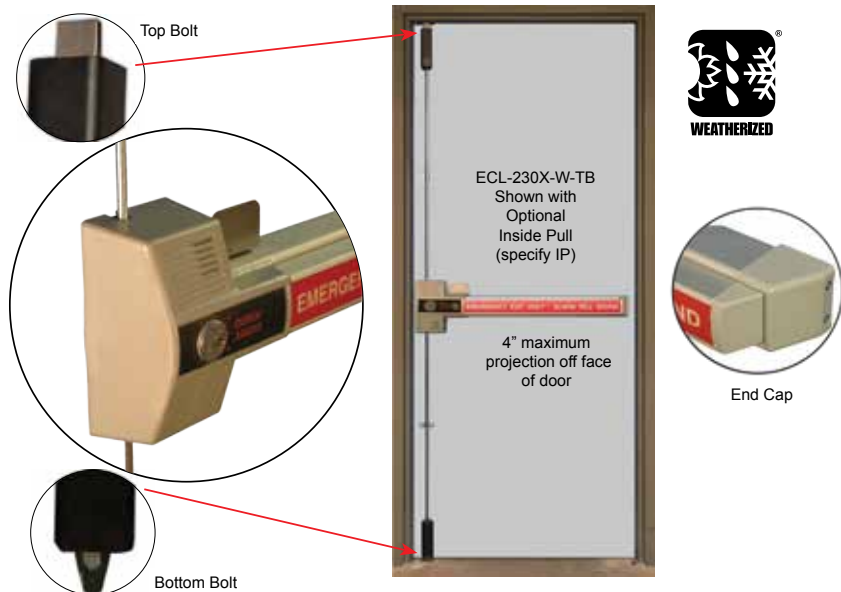
# EXIT CONTROL LOCKS

## ECL-230X-W-TB (Weatherized Top and Bottom Bolt)

### Exit Control Hardware (Double Door Application)

The ECL-230X-W-TB is a **code compliant, battery alarmed, rugged 2-point dead bolt**, panic device with **photo-luminescent sign** providing maximum security and a **100 decibel alarm** for **secondary exits**.

This device conforms to UL1034-34 Temperature Section 34, UL1034-54 Dust Section 54, MIL-STD 810F, Method 506.4 (driving rain test); MIL-STD 810F and Method 509.4 (salt fog test).



#### Benefits

- Attack resistant design for maximum holding force
- Weather resistant design for use in outdoor or wet environments
- Proven durability and reliability at a reasonable price
- Easy to install
- Reduces employee and customer theft
- Time tested construction resists attack from the inside
- Easy to see if the lights go out
- For additional security with 5 locking points, specify ECL-230X-W-TB-DX3
- Straightforward operation that everyone understands
- One size fits 36"-48" doors for code compliant acceptance

#### Features

- 2-point, 3/4" throw top and bottom locks with just over 5/8" engagement with the strike
- Corrosion resistant alloy lock body
- 100 decibel alarm, powered by 9-volt battery (included)
- Surface/flush reversible strike
- Cover Lock
- Accepts 5-pin through 7-pin standard and interchangeable core rim cylinders without using cylinder collar
- Durable photo-luminescent sign absorbs light to then "glow in the dark" when lights are dimmed
- Locking and unlocking (dead bolt) always arms and disarms the alarm
- Non-handed
- Low profile meets International Building Code requirement allowing for 4" maximum projection off face of door
- Resetting the alarm can only be accomplished with a control key
- For 9VDC hardwiring add BE-961-1 or BE-961-2

#### Mechanical Options

- Gray Finish (Std.)  
Note: Contact factory for additional finishes
- H - Hurricane Rated
- 84" - Fits 6'8" to 7' door
- 96" - Fits 7' to 8' door
- 120" - Fits 8' to 10' door
- 30 - Fits 30" wide door
- IP - Inside Pull
- SS - Security Screws
- CL-SS - Cover Lock & Security Screws
- DX1 - Add hinge side protection with one hinge bolt for 3 locking points (3/4" frame engagement)
- DX2 - Add hinge side protection with two hinge side bolts for 4 locking points (3/4" frame engagement)
- DX3 - For maximum hinge side protection add three hinge side bolts for 5 locking points (3/4" frame engagement)
- SN1 - Sex Nut Kit
- English Push Plate Sign (Std.)
- RWS - Spanish Sign
- Other Languages available (call factory for details)
- 96B - Dust Proof Strike
- DDSK - Double Door Strike Kit
- 96B-DDS - Dust Proof Strike & Double Door Strike

## Mechanical Options Continued

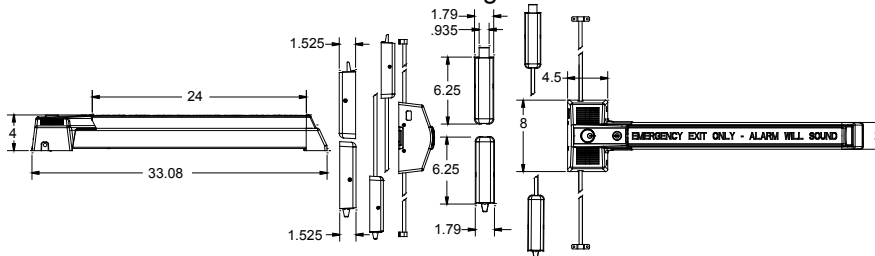
- 03T - Trim Plate
  - 03PP - Pull Plate
- Rim cylinder required for 03 Trims (sold separately)
- 01T - Trim Plate
  - 01PP - Pull Plate
  - IC7R - Interchangeable core housing installed in Lock & or Trim
  - IK7R - InstaKey Cylinder installed in Lock & or Trim
  - RC65 - Rim Cylinder, Schlage "C" Keyway with 2 keys installed in Lock & or Trim
  - RK - ECL-230D RetroFit Kit (End-cap plate & lock-body plate)

## Technical Information

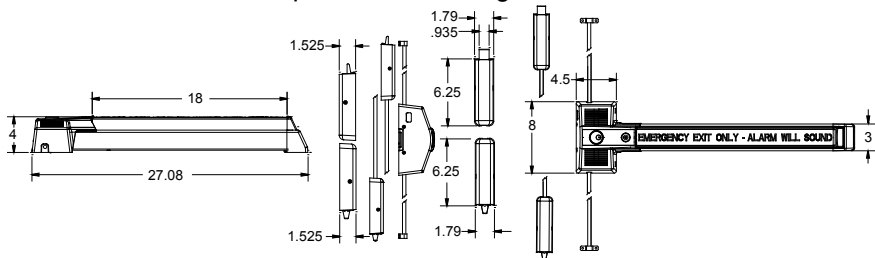
- Door Types - Wood, Hollow Metal
- Door Thickness - Fits standard 1-3/4" - 2-1/4"
- Standard Device fits 36"-48" door
- Optional Device fits 30"-36" door
- Double Door requirements:
  - (1) ECL-230X-W-TB
  - (1) RC65
  - (1) DDSK or
  - (2) ECL-230X-W-TB
  - (2) RC65
  - (1) 90KR
- Machine and Sheet Metal Screws (Std.)
- Optional Sex Nuts or Security Torx Screws Available

## Dimensions

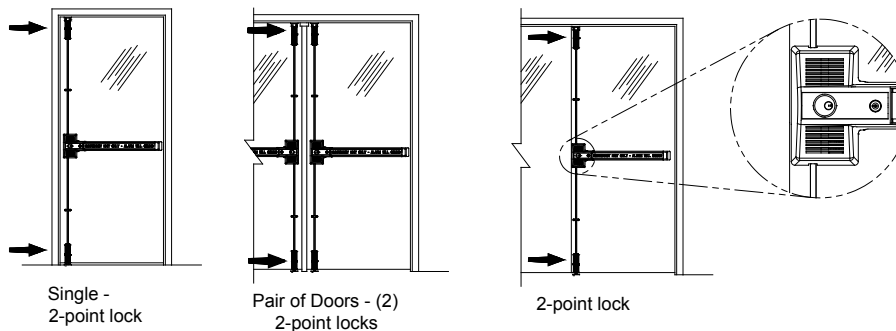
For use on most doors and gates 34" to 48" wide



For use on special doors and gates 30" to 36" wide



## Riser Diagram



- RC - Rod Covers
- BG - Bottom Bolt Guard
- RC-BG - Rod Covers & Bottom Bolt Guard
- BE-961 - Hardwired Conversion Kit, eliminates battery (Sold Separately)  
NOTE: BE-961 is not weatherized, protect with NEMA enclosure.

## Listings and Approvals



UL Listed  
Panic Hardware  
988N-Grade 2

UL1034-34 Temperature Section 34  
[Temperature Range -31° F (-35° C) to 150° F (+66° C)]

UL 1034-54 Dust Section 54



Meets ADA requirements



Meets NFPA 101  
for Life Safety,  
CA Title 19



ANSI/BHMA  
requirements for all  
Building Codes



California State Fire Marshall -  
4140-0127:102

Meets International Building Code

## Detex Limited Warranty

10 Year Mechanical / 3 Year Electrical  
Limited Manufacturers Warranty

*Where Trust is Built™*  
**DETEx®**  
*Life Safety, Security and Security Assurance*

Detex Corporation  
302 Detex Drive  
New Braunfels, Texas 78130-3045 USA  
PH. (830) 629-2900  
(800) 729-3839  
FAX (800) 653-3839  
<http://www.detex.com>  
USA Sales:  
[marketing@detex.com](mailto:marketing@detex.com)  
International Sales:  
[export@detex.com](mailto:export@detex.com)

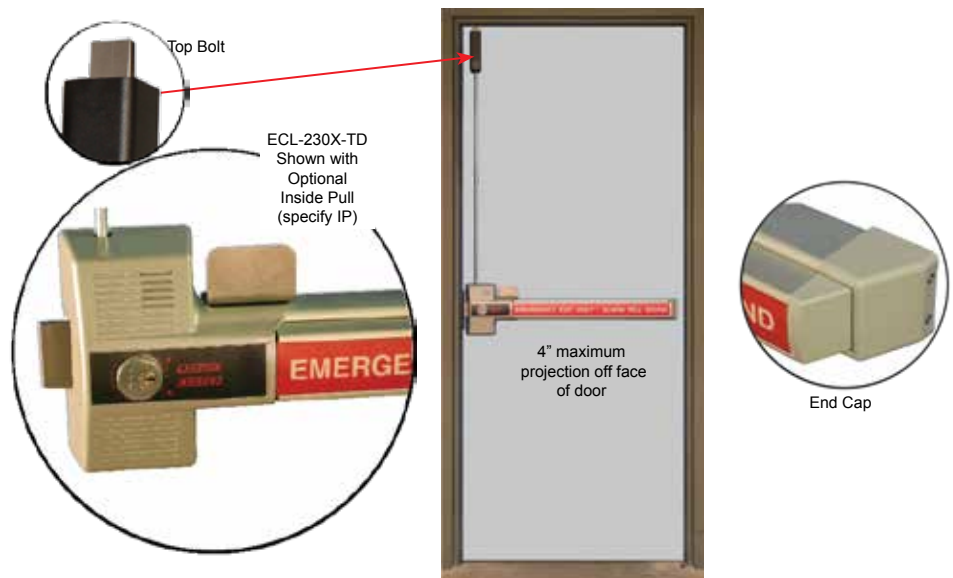
Cancer & Reproductive Harm - [www.detex.com/prop65](http://www.detex.com/prop65)

# EXIT CONTROL LOCKS

## ECL-230X-TD (Top and Dead Bolt)

### Exit Control Hardware

The ECL-230X-TD is a **code compliant**, **battery alarmed**, rugged 2-point **dead bolt**, panic device with **photo-luminescent sign** providing maximum security and a **100 decibel alarm** for **secondary exits**.



### Benefits

- Attack resistant design for maximum holding force
- Proven durability and reliability at a reasonable price
- Easy to install
- Reduces employee and customer theft
- Time tested construction resists attack from the inside
- One size fits 36"-48" doors for code compliant acceptance
- For additional security with 5 locking points, specify ECL-230X-TD-DX3
- Easy to see if the lights go out
- Straightforward operation that everyone understands

### Features

- 2-point, 1" throw dead bolt lock with just over 3/4" engagement with the frame and a 3/4" throw top lock with just over 5/8" engagement with the strike
- Saw resistant dead bolts
- Corrosion resistant alloy lock body
- 100 decibel alarm, powered by 9-volt battery (included)
- Surface/flush reversible strike
- Accepts 5-pin through 7-pin standard and interchangeable core rim cylinders without using cylinder collar
- Durable photo-luminescent sign absorbs light to then "glow in the dark" when lights are dimmed
- Locking and unlocking (dead bolt) always arms and disarms the alarm
- Non-handed
- Low profile meets International Building Code requirement allowing for 4" maximum projection off face of door
- Resetting the alarm can only be accomplished with a control key
- For 9VDC hardwiring add BE-961-1 or BE-961-2

### Mechanical Options

- Gray Finish (Std.)  
Note: Contact factory for additional finishes
- H - Hurricane Rated
- 84" - Fits 6'8" to 7' door
- 96" - Fits 7' to 8' door
- 120" - Fits 8' to 10' door
- 30 - Fits 30" wide door
- 96B - Dust Proof Strike
- DDSK - Double Door Strike Kit
- 96B-DDS - Dust Proof Strike & Double Door Strike
- DX1 - Add hinge side protection with one hinge bolt for 3 locking points (3/4" frame engagement)
- DX2 - Add hinge side protection with two hinge side bolts for 4 locking points (3/4" frame engagement)
- DX3 - For maximum hinge side protection add three hinge side bolts for 5 locking points (3/4" frame engagement)
- RC - Rod Covers
- BG - Bottom Bolt Guard
- RC-BG - Rod Covers & Bottom Bolt Guard
- English Push Plate Sign (Std.)
- RWS - Spanish Sign
- Other Languages available (call factory for details)
- IP - Inside Pull
- SN1 - Sex Nut Kit



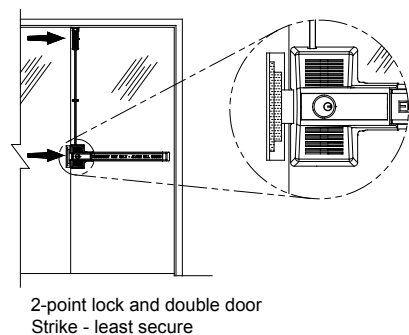
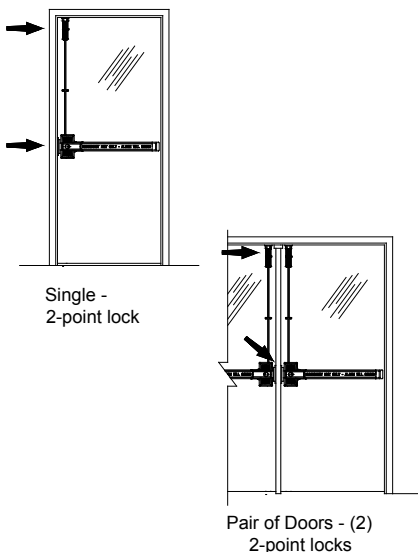
## Mechanical Options Continued

- 03T - Trim Plate
- 03PP - Pull Plate
- Rim cylinder required for 03 Trims (sold separately)
- 01T - Trim Plate
- 01PP - Pull Plate
- IC7R - Interchangeable core housing installed in Lock & or Trim
- IK7R - InstaKey Cylinder installed in Lock & or Trim
- RC65 - Rim Cylinder, Schlage "C" Keyway with 2 keys installed in Lock & or Trim
- CL - Cover Lock
- SS - Security Screws
- CL-SS - Cover Lock & Security Screws
- RK - ECL-230D RetroFit Kit (End-cap plate & lock-body plate)
- BE-961 - Hardwired Conversion Kit, eliminates battery (Sold Separately)

## Technical Information

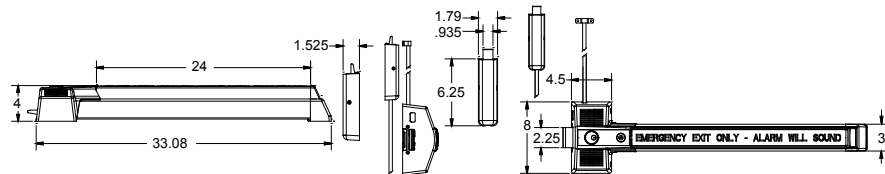
- Door Types - Wood, Hollow Metal
- Door Thickness - Fits standard 1-3/4" - 2-1/4"
- Standard Device fits 36"-48" door
- Optional Device fits 30"-36" door
- Double Door requirements:
  - (1) ECL-230X-TD
  - (1) RC65
  - (1) DDSK or
  - (2) ECL-230X-TD
  - (2) RC65
  - (1) 90KR
- Machine and Sheet Metal Screws (Std.)
- Optional Sex Nuts or Security Torx Screws Available

## Riser Diagram

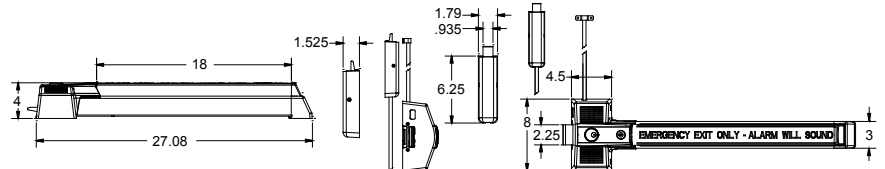


## Dimensions

For use on most doors and gates 34" to 48" wide



For use on special doors and gates 30" to 36" wide



## Listings and Approvals



UL Listed  
Panic Hardware  
988N-Grade 2



Meets ADA requirements



Meets NFPA 101  
for Life Safety,  
CA Title 19



ANSI/BHMA  
requirements for all  
Building Codes



California State Fire Marshall -  
4140-0127:102

Meets International Building Code

## Detex Limited Warranty

10 Year Mechanical / 3 Year Electrical  
Limited Manufacturers Warranty

*Where Trust is Built™*  
**DETEx®**  
*Life Safety, Security and Security Assurance*

Detex Corporation  
302 Detex Drive  
New Braunfels, Texas 78130-3045 USA  
PH. (830) 629-2900  
(800) 729-3839  
FAX (800) 653-3839  
<http://www.detex.com>  
USA Sales:  
[marketing@detex.com](mailto:marketing@detex.com)  
International Sales:  
[export@detex.com](mailto:export@detex.com)

Cancer & Reproductive Harm - [www.detex.com/prop65](http://www.detex.com/prop65)

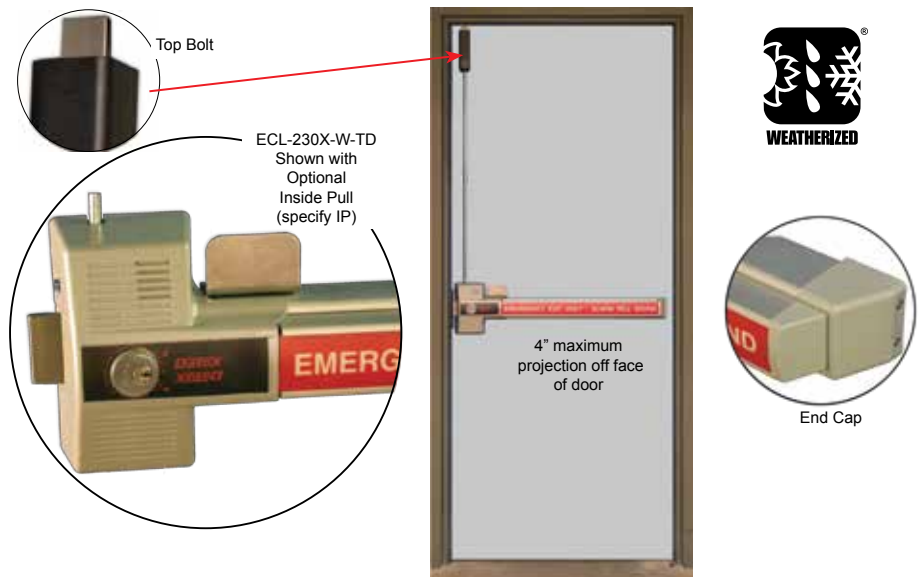
# EXIT CONTROL LOCKS

## ECL-230X-W-TD (Weatherized Top and Dead Bolt)

### Exit Control Hardware

The ECL-230X-W-TD is a **code compliant, battery alarmed, rugged 2-point dead bolt**, panic device with **photo-luminescent sign** providing maximum security and a **100 decibel alarm** for **secondary exits**.

This device conforms to UL1034-34 Temperature Section 34, UL1034-54 Dust Section 54, MIL-STD 810F, Method 506.4 (driving rain test); MIL-STD 810F and Method 509.4 (salt fog test).



### Benefits

- Attack resistant design for maximum holding force
- Weather resistant design for use in outdoor or wet environments
- Proven durability and reliability at a reasonable price
- Easy to install
- Reduces employee and customer theft
- Time tested construction resists attack from the inside
- One size fits 36"-48" doors for code compliant acceptance
- For additional security with 5 locking points, specify ECL-230X-W-TD-DX3
- Easy to see if the lights go out
- Straightforward operation that everyone understands

### Features

- 2-point, 1" throw dead bolt lock with just over 3/4" engagement with the frame and a 3/4" throw top lock with just over 5/8" engagement with the strike
- Saw resistant dead bolts
- Corrosion resistant alloy lock body
- 100 decibel alarm, powered by 9-volt battery (included)
- Surface/flush reversible strike
- Accepts 5-pin through 7-pin standard and interchangeable core rim cylinders without using cylinder collar
- Durable photo-luminescent sign absorbs light to then "glow in the dark" when lights are dimmed
- Locking and unlocking (dead bolt) always arms and disarms the alarm
- Non-handed
- Low profile meets International Building Code requirement allowing for 4" maximum projection off face of door
- Resetting the alarm can only be accomplished with a control key
- For 9VDC hardwiring add BE-961-1 or BE-961-2

### Mechanical Options

- Gray Finish (Std.)  
Note: Contact factory for additional finishes
- H - Hurricane Rated
- 84" - Fits 6'8" to 7' door
- 96" - Fits 7' to 8' door
- 120" - Fits 8' to 10' door
- 30 - Fits 30" wide door
- 96B - Dust Proof Strike
- DDSK - Double Door Strike Kit
- 96B-DDS - Dust Proof Strike & Double Door Strike
- DX1 - Add hinge side protection with one hinge bolt for 3 locking points (3/4" frame engagement)
- DX2 - Add hinge side protection with two hinge side bolts for 4 locking points (3/4" frame engagement)
- DX3 - For maximum hinge side protection add three hinge side bolts for 5 locking points (3/4" frame engagement)
- RC - Rod Covers
- BG - Bottom Bolt Guard
- RC-BG - Rod Covers & Bottom Bolt Guard
- English Push Plate Sign (Std.)
- RWS - Spanish Sign
- Other Languages available (call factory for details)
- IP - Inside Pull
- SN1 - Sex Nut Kit

## Mechanical Options Continued

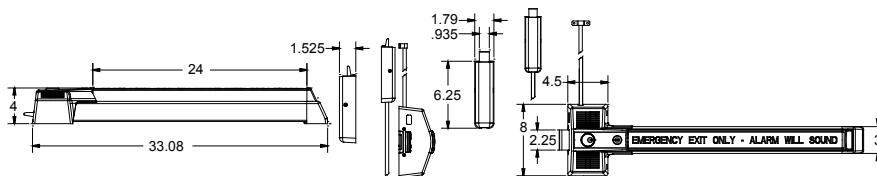
- 03T - Trim Plate
- 03PP - Pull Plate  
Rim cylinder required for 03 Trims (sold separately)
- 01T - Trim Plate
- 01PP - Pull Plate
- SS - Security Screws
- CL - Cover Lock
- IC7R - Interchangeable core housing installed in Lock & or Trim
- IK7R - InstaKey Cylinder installed in Lock & or Trim
- RC65 - Rim Cylinder, Schlage "C" Keyway with 2 keys installed in Lock & or Trim
- CL-SS - Cover Lock & Security Screws
- RK - ECL-230D RetroFit Kit (End-cap plate & lock-body plate)
- BE-961 - Hardwired Conversion Kit, eliminates battery (Sold Separately)  
NOTE: BE-961 is not weatherized, protect with NEMA enclosure.

## Technical Information

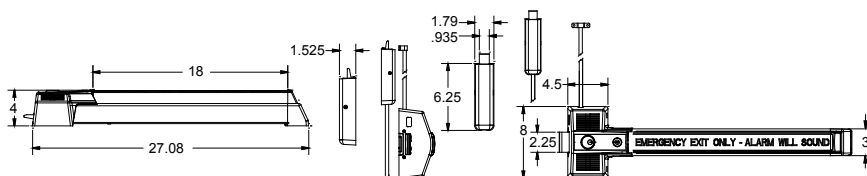
- Door Types - Wood, Hollow Metal
- Door Thickness - Fits standard 1-3/4" - 2-1/4"
- Standard Device fits 36"-48" door
- Optional Device fits 30"-36" door
- Double Door requirements:  
(1) ECL-230X-W-TD  
(1) RC65  
(1) DDSK  
or  
(2) ECL-230X-W-TD  
(2) RC65  
(1) 90KR
- Machine and Sheet Metal Screws (Std.)
- Optional Sex Nuts or Security Torx Screws Available

## Dimensions

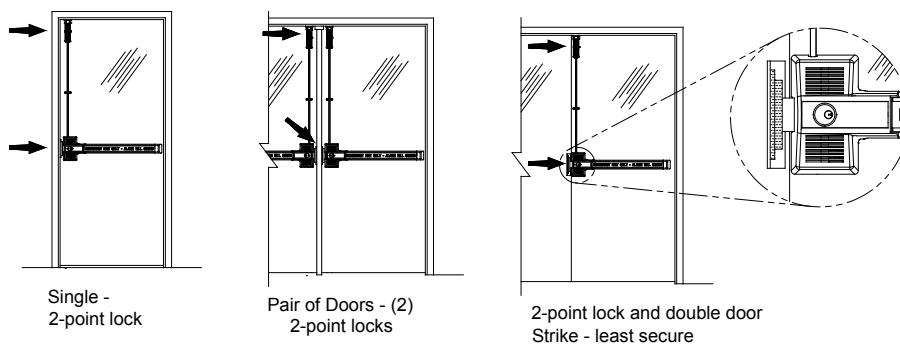
For use on most doors and gates 34" to 48" wide



For use on special doors and gates 30" to 36" wide



## Riser Diagram



UL Listed  
Panic Hardware  
988N-Grade 2

UL1034-34 Temperature Section 34  
[Temperature Range -31° F (-35° C) to 150° F (+66° C)]

UL 1034-54 Dust Section 54



Meets ADA requirements



Meets NFPA 101  
for Life Safety,  
CA Title 19



ANSI/BHMA  
requirements for all  
Building Codes



California State Fire Marshall -  
4140-0127:102

Meets International Building Code

## Detex Limited Warranty

10 Year Mechanical / 3 Year Electrical  
Limited Manufacturers Warranty

*Where Trust is Built™*  
**DETEx**  
*Life Safety, Security and Security Assurance*

Detex Corporation  
302 Detex Drive  
New Braunfels, Texas 78130-3045 USA  
PH. (830) 629-2900  
(800) 729-3839  
FAX (800) 653-3839  
<http://www.detex.com>  
USA Sales:  
[marketing@detex.com](mailto:marketing@detex.com)  
International Sales:  
[export@detex.com](mailto:export@detex.com)




Cancer & Reproductive Harm - [www.detex.com/prop65](http://www.detex.com/prop65)

# EXIT CONTROL LOCKS

## ECL-230X-TDB (Top Bolt, Dead Bolt and Bottom Bolt)

### Exit Control Hardware

The ECL-230X-TDB is a code compliant, battery alarmed, rugged 3-point dead bolt, panic device with photo-luminescent sign providing maximum security and a 100 decibel alarm for secondary exits. Independent laboratory testing shows that the ECL-230X-TDB can withstand up to 16,000 pounds of pull force.



### Benefits

- Attack resistant design for maximum holding force
- Proven durability and reliability at a reasonable price
- Easy to install
- Reduces employee and customer theft
- Time tested construction resists attack from the inside
- One size fits 36"-48" doors for code compliant acceptance
- For maximum security with 6 locking points, specify ECL-230X-TDB-DX3
- Easy to see if the lights go out
- Straightforward operation that everyone understands

### Features

- 3-point, 1" throw dead bolt lock with just over 3/4" engagement with the frame, and 3/4" throw top and bottom locks with 5/8" engagement with the strike
- Saw resistant dead bolts
- Corrosion resistant alloy lock body
- Durable photo-luminescent sign absorbs light to then "glow in the dark" when lights are dimmed
- Surface/flush reversible strike
- Accepts 5-pin through 7-pin standard and interchangeable core rim cylinders without using cylinder collar
- 100 decibel alarm, powered by 9-volt battery (included)
- Locking and unlocking the dead bolt always arms and disarms the alarm
- Non-handed
- Low profile meets International Building Code requirement allowing for 4" maximum projection off face of door
- Resetting the alarm can only be accomplished with a control key
- For 9VDC hardwiring add BE-961-1 or BE-961-2
- Gray Finish

### Mechanical Options

- H - Hurricane Rated
- 96B - Dust Proof Strike
- DDSK - Double Door Strike Kit
- 96B-DDS - Dust Proof Strike & Double Door Strike
- BE-961 - Hardwired Conversion Kit, eliminates battery (sold separately)
- English Push Plate Sign (Std.)
- RWS - Spanish Sign  
Other Languages available (call factory)
- 84" - Fits 6'8" to 7' door
- 96" - Fits 7' to 8' door
- 120" - Fits 8' to 10' door
- 30 - Fits 30" wide door
- Add hinge side protection with 3/4" frame engagement
  - DX1 - one hinge bolt for 4 locking points
  - DX2 - two hinge bolts for 5 locking points
  - DX3 - three hinge bolts for 6 locking points
- CL - Cover Lock
- SS - Security Screws
- CL-SS - Cover Lock & Security Screws
- IC7R - Interchangeable core housing installed in Lock & or Trim
- IK7R - InstaKey Cylinder installed in Lock & or Trim
- RC65 - Rim Cylinder, Schlage "C" Keyway with 2 keys installed in Lock & or Trim
- IP - Inside Pull
- SN1 - Sex Nut Kit
- 01T - Trim Plate
- 01PP - Pull Plate
- 03T - Trim Plate
- 03PP - Pull Plate  
Note: Rim cylinder required for 03 Trims (sold separately)
- RK - ECL-230D RetroFit Kit (Endcap plate & lock-body plate)
- RC - Rod Covers
- BG - Bottom Bolt Guard
- RC-BG - Rod Covers & Bottom Bolt Guard

### Technical Information

- Door Types - Wood, Hollow Metal
- Door Thickness - Fits standard 1-3/4" - 2-1/4"
- Standard Device fits 36"-48" door
- Optional Device fits 30"-36" door
- Machine and Sheet Metal Screws (Std.)
- Double Door requirements:
  - (1) ECL-230X-TDB
  - (1) RC65
  - (1) DDSK
  - or
  - (2) ECL-230X-TDB
  - (2) RC65
  - (1) 90KR
- Optional Sex Nuts or Security Torx Screws Available

## Detex Recommendations For Commercial Outswinging Doors

- Commercial Heavy duty door and frame, anchored to concrete wall & floor
  - Minimum 16 gauge door and frame, reinforced for multi-lock exit device
- Full length, heavy duty hinge (provided by installer)
- Full length, heavy gauge steel astragal (provided by installer)
- Detex H-ECL-230X-TDB-DX3-SN1 with flush strike install, multipoint, code compliant alarmed panic device
  - Hurricane rated hardware provides superior fasteners and reinforced push pad that helps prevent break-in
  - Flush Strike Installation provides superior holding force with maximum bolt penetration into the frame (see install instructions)
  - DX3 - 3 hinge side bolts that protect against hinge attack
  - SN1 - Sex Nuts / through bolts provide superior installation
- Hardened / reinforced steel plate installed on interior door skin, prevents drilling through door (provided by installer)
- Burglar alarm contact placed on inside, bottom or low on the door, to trigger burglar alarm when door is peeled / pried upward (inquire with burglar alarm company)

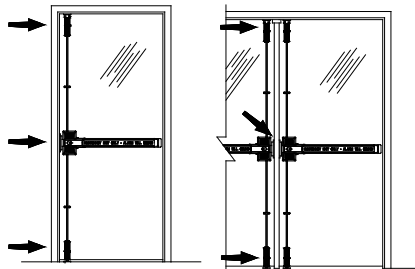


Push Side Pull Side

Note: Above recommendations are for a single door, but if used on a pair of doors, include a heavy gauge steel center

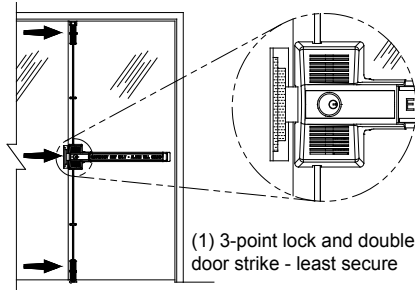
For more suggestions on Break-In Prevention, visit [www.detex.com/lcqpqanpeo](http://www.detex.com/lcqpqanpeo)

### Riser Diagram

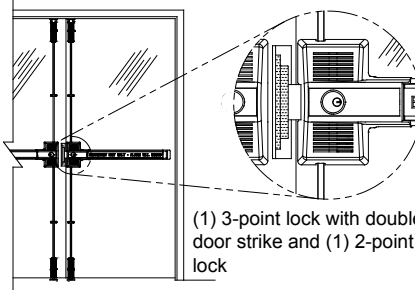


Single -  
3-point lock

Pair of Doors - (2)  
3-point locks



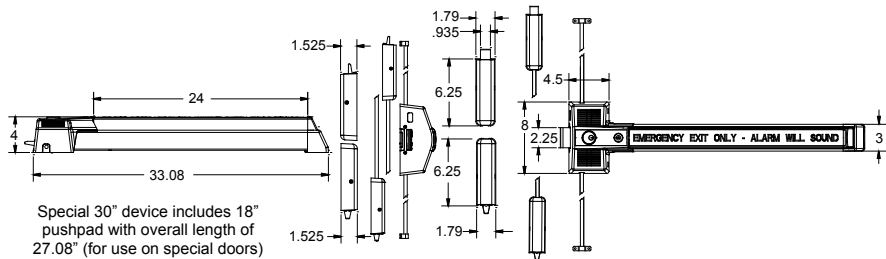
(1) 3-point lock and double  
door strike - least secure



(1) 3-point lock with double  
door strike and (1) 2-point  
lock

### Dimensions

For use on most doors and gates 34" to 48" wide



Special 30" device includes 18" pushpad with overall length of 27.08" (for use on special doors)

### Listings and Approvals



UL 305 Listed  
Panic Hardware

LISTED

UL1034-34 Temperature Section 34  
[Temperature Range -31° F (-35° C) to  
150° F (+66° C)]

UL 1034-54 Dust Section 54



Meets ADA Requirements



Meets NFPA 101 for Life Safety,  
CA Title 19



ANSI/BHMA A156.3 Grade 2  
requirements for all  
Building Codes



California State Fire Marshall -  
4140-0127:102

Meets International Building Code



Hurricane Listed (H)  
Miami-Dade County, Florida  
NOA 15-0603.15 EXP 11/28/18

### Detex Limited Warranty

10 Year Mechanical / 3 Year Electrical  
Limited Manufacturers Warranty

*Where Trust is Built™*  
**DETEx®**  
*Life Safety, Security and Security Assurance*

Detex Corporation  
302 Detex Drive  
New Braunfels, Texas 78130-3045 USA  
PH. (830) 629-2900  
(800) 729-3839  
FAX (800) 653-3839  
<http://www.detex.com>  
USA Sales:  
[marketing@detex.com](mailto:marketing@detex.com)  
International Sales:  
[export@detex.com](mailto:export@detex.com)



Cancer & Reproductive Harm - [www.detex.com/prop65](http://www.detex.com/prop65)



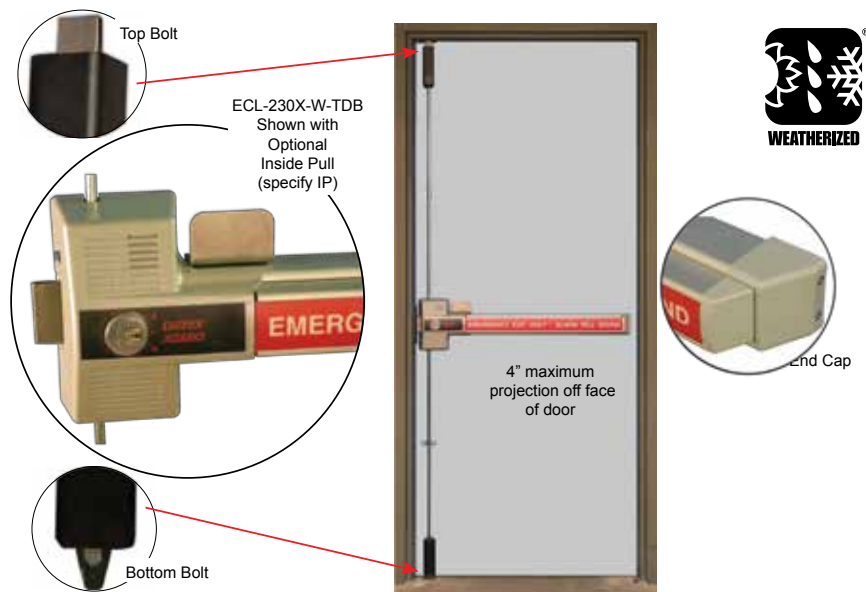
# EXIT CONTROL LOCKS

## ECL-230X-W-TDB (Weatherized Top Bolt, Dead Bolt and Bottom Bolt)

### Exit Control Hardware

The ECL-230X-W-TDB is a **code compliant, battery alarmed, rugged 3-point dead bolt**, panic device with **photo-luminescent sign** providing maximum security and a **100 decibel alarm** for **secondary exits**.

This device conforms to UL1034-34 Temperature Section 34, UL1034-54 Dust Section 54, MIL-STD 810F, Method 506.4 (driving rain test); MIL-STD 810F and Method 509.4 (salt fog test).



### Benefits

- Attack resistant design for maximum holding force
- Weather resistant design for use in outdoor or wet environments
- Proven durability and reliability at a reasonable price
- Easy to install
- Reduces employee and customer theft
- Time tested construction resists attack from the inside
- One size fits 36"-48" doors for code compliant acceptance
- For maximum security with 6 locking points, specify ECL-230X-W-TDB-DX3
- Easy to see if the lights go out
- Straightforward operation that everyone understands

### Features

- 3-point, 1" throw dead bolt lock with just over 3/4" engagement with the frame, and 3/4" throw top and bottom locks with 5/8" engagement with the strike
- Saw resistant dead bolts
- Corrosion resistant alloy lock body
- 100 decibel alarm, powered by 9-volt battery (included)
- Surface/flush reversible strike
- Accepts 5-pin through 7-pin standard and interchangeable core rim cylinders without using cylinder collar
- Durable photo-luminescent sign absorbs light to then "glow in the dark" when lights are dimmed
- Locking and unlocking the dead bolt always arms and disarms the alarm
- Non-handed
- Low profile meets International Building Code requirement allowing for 4" maximum projection off face of door
- Resetting the alarm can only be accomplished with a control key
- For 9VDC hardwiring add BE-961-1 or BE-961-2

### Mechanical Options

- Gray Finish (Std.)  
Note: Contact factory for additional finishes
- H - Hurricane Rated
- 84" - Fits 6'8" to 7' door
- 96" - Fits 7' to 8' door
- 120" - Fits 8' to 10' door
- 30 - Fits 30" wide door
- 96B - Dust Proof Strike
- DDSK - Double Door Strike Kit
- 96B-DDS - Dust Proof Strike & Double Door Strike
- DX1 - Add hinge side protection with one hinge bolt for 4 locking points (3/4" frame engagement)
- DX2 - Add hinge side protection with two hinge side bolts for 5 locking points (3/4" frame engagement)
- DX3 - For maximum hinge side protection add three hinge side bolts for 6 locking points (3/4" frame engagement)
- IP - Inside Pull
- SN1 - Sex Nut Kit
- English Push Plate Sign (Std.)
- RWS - Spanish Sign
- Other Languages available (call factory for details)
- CL - Cover Lock
- SS - Security Screws
- CL-SS - Cover Lock & Security Screws

## Mechanical Options Continued

• 03T - Trim Plate

• 03PP - Pull Plate

Rim cylinder required for 03 Trims  
(sold separately)

• 01T - Trim Plate

• 01PP - Pull Plate

• IC7R - Interchangeable core housing installed in Lock & or Trim

• IK7R - InstaKey Cylinder installed in Lock & or Trim

• RC65 - Rim Cylinder, Schlage "C" Keyway with 2 keys installed in Lock & or Trim

• RK - ECL-230D RetroFit Kit (End-cap plate & lock-body plate)

• RC - Rod Covers

• BG - Bottom Bolt Guard

• RC-BG - Rod Covers & Bottom Bolt Guard

• BE-961 - Hardwired Conversion Kit, eliminates battery (Sold Separately)

NOTE: BE-961 is not weatherized, protect with NEMA enclosure.

## Technical Information

• Door Types - Wood, Hollow Metal

• Door Thickness - Fits standard 1-3/4" - 2-1/4"

• Standard Device fits 36"-48" door

• Optional Device fits 30"-36" door

• Double Door requirements:

(1) ECL-230X-W-TDB

(1) RC65

(1) DDSK

or

(2) ECL-230X-W-TDB

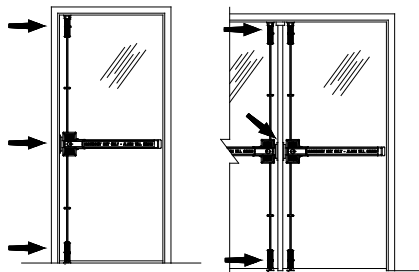
(2) RC65

(1) 90KR

• Machine and Sheet Metal Screws (Std.)

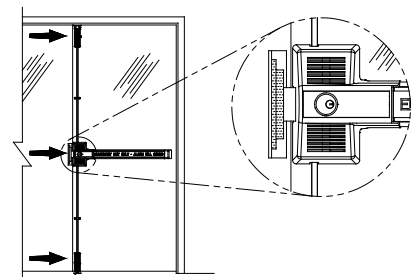
• Optional Sex Nuts or Security Torx Screws Available

## Riser Diagram



Single -  
3-point lock

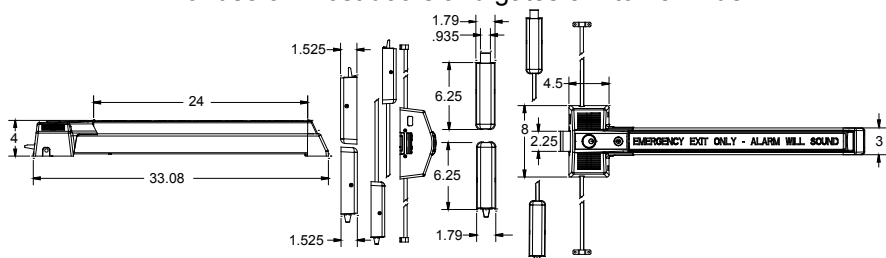
Pair of Doors - (2)  
3-point locks



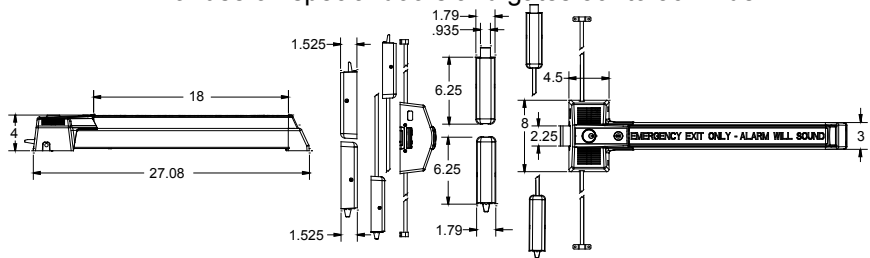
(1) 3-point lock and double door  
Strike - least secure

## Dimensions

For use on most doors and gates 34" to 48" wide



For use on special doors and gates 30" to 36" wide



## Detex Limited Warranty

10 Year Mechanical / 3 Year Electrical  
Limited Manufacturers Warranty

## Listings and Approvals



UL 305 Listed  
Panic Hardware

UL 1034-34 Temperature Section 34  
[Temperature Range -31° F (-35° C) to  
150° F (+66° C)]

UL 1034-54 Dust Section 54



Meets NFPA 101 for Life Safety,  
CA Title 19



ANSI/BHMA A156.3 Grade 2  
requirements for all  
Building Codes



California State Fire Marshal



Meets ADA Requirements



Hurricane Listed (H)  
Miami-Dade County, Florida  
NOA 15-0603.15 EXP 11/28/18

Where Trust is Built™

**DETEx**®  
Life Safety, Security and Security Assurance

Detex Corporation  
302 Detex Drive

New Braunfels, Texas 78130-3045 USA

PH. (830) 629-2900

(800) 729-3839

FAX (800) 653-3839

<http://www.detex.com>

USA Sales:

[marketing@detex.com](mailto:marketing@detex.com)

International Sales:

[export@detex.com](mailto:export@detex.com)



Cancer & Reproductive Harm - [www.detex.com/prop65](http://www.detex.com/prop65)

# EXIT CONTROL LOCKS

## ECL-600

### Fire-Rated Exit Control Hardware

The ECL-600 is a **fire rated, code-compliant**, rugged, dependable **relatching** exit device with a **steel plate and photo-luminescent sign** providing managed security and a 100 decibel alarm for secondary fire exits.



ECL-600  
(Cylinders and bar  
guard sold separately)

### Benefits

- Attack resistant design withstands over 2200 lbs. of outside pull force
- Proven durability, reliability and long service life at a reasonable price
- Reduces employee and customer theft
- Easy to Install
- Time tested construction resists attack from the inside
- Easy to see if the lights go out
- Straightforward operation that everyone understands

### Features

- 1" throw dead bolt and 3/4" dead locking latch bolt
- Relatching for additional security
- Saw resistant dead bolt
- Corrosion resistant alloy lock-body
- 100 decibel alarm, powered by 9-volt battery (included)
- Accepts 5-pin through 7-pin standard and interchangeable core rim cylinders
- Durable steel plate with photo luminescent sign
- Non-handed
- Locking and unlocking the dead bolt always arms and disarms the alarm
- Resetting the alarm can only be accomplished with a control key

### Mechanical Options

- Gray Finish (Std.)
- English Push Plate Sign (Std.)
- Other Languages available (call factory for details)
- For Panic Hardware see ECL-230D or ECL-230D-PH

### Accessories

- ECL-2100K - Bar Guard Kit - to protect end of bar, when required by code
- ECL-445K - Rim Cylinder, 5-pin with two keys
- ECL-1595 - Cylinder Collar required for 6 or 7 pin cylinders
- BE-961 - Hard wired Conversion Kit, eliminates battery
- F90KR - Keyed Removable Mullion for pairs of doors. Each leaf will operate independently.
- ECL-435K Adjustable Surface Keeper Bracket for some double door applications
- ECL-620 - Outside Lever Trim (rim cylinder sold separately)

## ECL-620 Lever Trim



ECL-620

Designed specifically to operate with the ECL-600 Fire-Rated Exit Control Lock, the ECL-620 is a heavy-duty lever trim that allows entry from the outside. The keyed cylinder retracts the dead bolt and the lever operates the latch bolt.

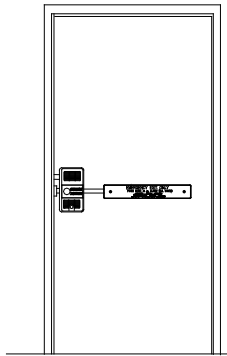
- Modern design lever
- Durable black finish
- Recessed cylinder for vandal resistance

- Key operates dead bolt
- Lever always active, retracting only the latch bolt
- Durable, through-bolted design
- Accepts standard rim cylinder (sold separately)

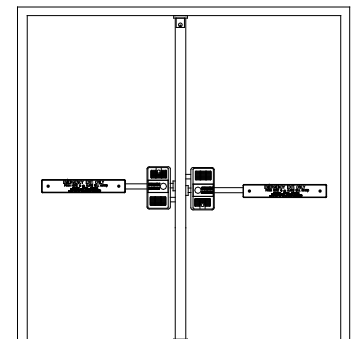
## Technical Information

- Door Types - Wood, Hollow Metal or Aluminum
- Door Thickness - Fits standard 1-3/4" - 2-1/4"
- Minimum standard door width for ECL-600 is 34"
- Double Door requirements:
  - Fire-Rated
  - (2) ECL-600
  - (3) ECL-445K Cylinders
  - (1) F90KR Keyed Removable Mullion (3-hour fire-rated to 8'0" high)
- Door Stile - Fits minimum 5-3/4" with ECL-437K Strike (Std.)
- Door Stile - Fits maximum 1-7/8" with ECL-475 Kit
- Machine and Sheet Metal Screws (Std.)
- Optional Sex Nuts or Security Torx Screws Available

## Riser Diagram

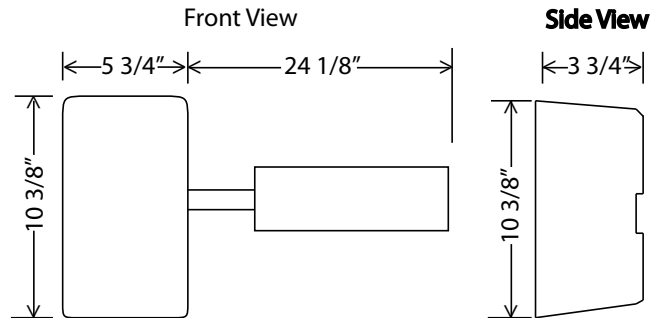


Single Door



Double Doors  
with  
Key Removable  
Mullion

## Dimensions



## Listings and Approvals



Fire Exit Hardware



Meets ADA requirements



Meets NFPA 80 & 101  
for Life Safety,  
CA Title 19  
&



ANSI/BHMA  
requirements for all  
Building Codes



California State Fire Marshal -  
4140-0127:102

## Detex Limited Warranty

10 Year Mechanical / 3 Year Electrical  
Limited Manufacturers Warranty

*Where Trust is Built™*  
**DETEx**®  
*Life Safety, Security and Security Assurance*

Detex Corporation  
302 Detex Drive  
New Braunfels, Texas 78130-3045 USA  
PH. (830) 629-2900  
(800) 729-3839  
FAX (800) 653-3839  
<http://www.detex.com>  
USA Sales:  
[marketing@detex.com](mailto:marketing@detex.com)  
International Sales:  
[export@detex.com](mailto:export@detex.com)

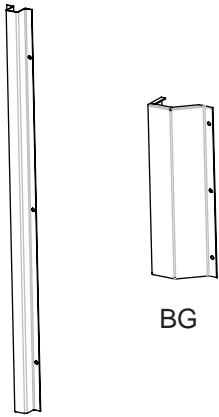
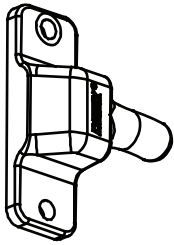
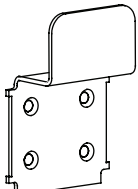


Cancer & Reproductive Harm - [www.detex.com/prop65](http://www.detex.com/prop65)

# EXIT CONTROL LOCKS

## ***ACCESSORIES for ECL-230X SERIES***

Detex makes a number of accessories available that allow the Exit Control Locks to be used in a wide range of applications. Below is a listing and description of these items.

	<u>Item Number</u>	<u>Description and Use</u>
 <p>RC</p> <p>BG</p>	<b>RC</b> <b>(105771-X)</b>	<b><u>Rod Covers</u></b> Protects rods in high use, high abuse applications. Used with ECL-230X-TB, TD & TDB.
	<b>BG</b> <b>(103562)</b>	<b><u>Bottom Bolt Guard</u></b> Protects bottom bolt in high use, high abuse applications. Used with ECL-230X-TB & TDB.
	<b>RC-BG</b> <b>(105771-X)</b>	<b><u>Rod Covers &amp; Bottom Bolt Guard</u></b> Protects rods & bottom bolt in high use, high abuse applications. Used with ECL-230X-TB & TDB.
<hr/>		
 <p>DX1 shown</p>	<b>DX1</b>	<b><u>One hinge side lock</u></b> One hinge side locking point, keeps door secure even if hinge knuckles are removed. Used when higher level of security is required.
	<b>DX2</b>	<b><u>Two hinge side locks</u></b> Two hinge side locking points, keeps door secure even if hinge knuckles are removed. Used when higher level of security is required.
	<b>DX3</b>	<b><u>Three hinge side locks</u></b> Three hinge side locking points, keeps door secure even if hinge knuckles are removed. Used when higher level of security is required.
<hr/>		
	<b>IP</b>	<b><u>Inside Pull</u></b> Provides grip handle on inside of door, assists in pulling door closed and locking door



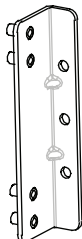
# EXIT CONTROL LOCKS CONT'D

## ***ACCESSORIES for ECL-230X SERIES***

---

### Item Number

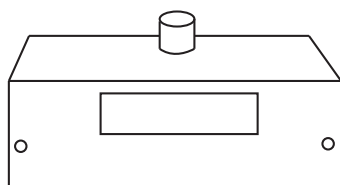
### Description and Use



**DDSK**

#### **Double Door Strike Bracket Kit**

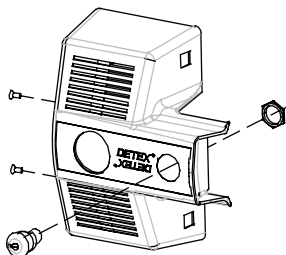
Mounts on inactive leaf. Typically used in conjunction with flush bolts or similar products in double door applications.



**DDH-2250**

#### **Double Door Holder**

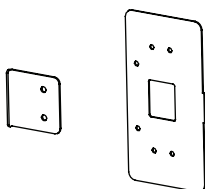
Mounts on inactive leaf. Typically used on pairs of doors. Locks inactive leaf, when active leaf closes, operates similar to automatic flush bolts.



**105059-X**

#### **Cover Lock Kit**

Provides additional protection for battery protection. Requires main operational key and cover lock key to perform maintenance, change battery.



**RK**

#### **ECL-230 Retrofit Plate Kit**

Useful when removing an ECL-230D and installing an ECL-230X



**102638**

#### **Rim Cylinder Plate**

03 function cylinder trim plate used on gates

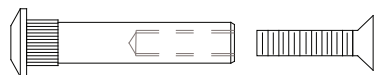
# EXIT CONTROL LOCKS CONT'D

## ***ACCESSORIES for ECL-230X SERIES***

---

### Item Number

### Description and Use

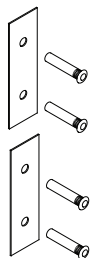


SN1

**SN1**  
**(101616-X)**

#### **Sex Nuts**

Recommended for high use, high abuse applications

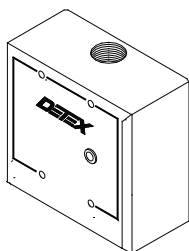


TMP1

**TMP1**

#### **Through Bolt Mounting Plate Kit**

Recommended for high use, high abuse applications. Kit is standard with two plates and four 1/4-20 sex bolts.



BE-961-1 shown

**BE-961-1**

#### **Battery Eliminator**

120VAC to 9VDC - includes 10' flex conduit (includes 120VAC to 12VAC transformer)

**BE-961-2**

#### **Battery Eliminator**

120VAC to 9VDC - includes 10' flex conduit with supervisory loop power, alarm and LED (includes 120VAC to 12VAC transformer)

**BE-961-5**

#### **Battery Eliminator**

12VAC to 9VDC - does not include transformer or flex conduit

**BE-961-6**

#### **Battery Eliminator**

24VAC to 9VDC - does not include transformer or flex conduit

# EXIT CONTROL LOCKS CONT'D

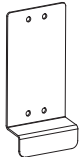
## ***ACCESSORIES for ECL-230X SERIES***

---

### Description and Use



01T



01PP

#### **Trim Plate (01T)**

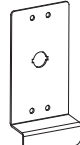
Does not include outside key control. Typically used to cover exterior holes on pull side of door. Sex nuts included.

#### **Trim Pull Plate (01PP)**

Does not include outside key control. Typically used to pull door open while door is unlocked. Sex nuts included.



03T



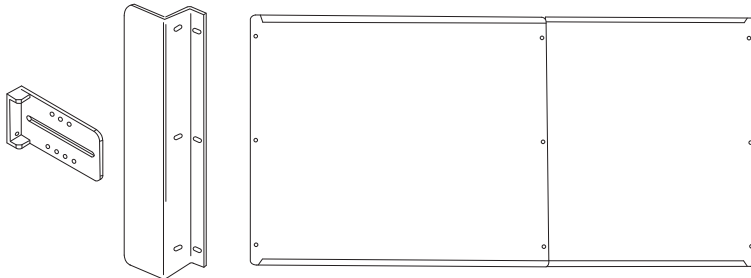
03PP

#### **Trim Pull Plate (03T)**

Requires rim cylinder, provides outside key control. Pull provided by others, supplied separately. Sex nuts included.

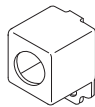
#### **Trim Pull Plate (03PP)**

Requires rim cylinder, provides outside key control. Typically used to pull door open while door is unlocked. Sex nuts included.



#### **Gate Plate Kit (GTPL230X)**

Adjustable gate plate fits gates 32" - 52" wide. Fits square or round gate frames. Comes with holes for mounting ECL-230X. Kit includes Gate Plate, Gate Latch Protector, and Strike Latch Receiver Bracket.



#### **Cylinder Trim (03GS)**

Optional 03 function cylinder trim used on gates (Rim cylinder sold separately)

*Where Trust is Built™*  
**DETEx®**  
*Life Safety, Security and Security Assurance*

Detex Corporation  
302 Detex Drive  
New Braunfels, Texas 78130-3045 USA  
PH. (830) 629-2900  
(800) 729-3839  
FAX (800) 653-3839  
<http://www.detex.com>  
USA Sales:  
[marketing@detex.com](mailto:marketing@detex.com)  
International Sales:  
[export@detex.com](mailto:export@detex.com)

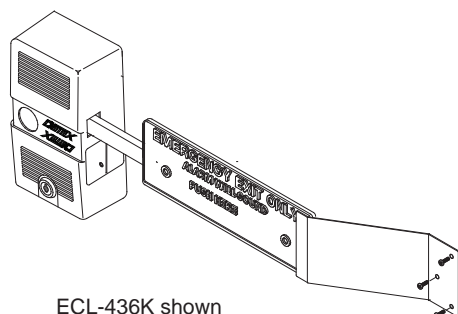


Cancer & Reproductive Harm - [www.detex.com/prop65](http://www.detex.com/prop65)

# EXIT CONTROL LOCKS

## ***ACCESSORIES for ECL-230D SERIES and ECL-600***

Detex makes a number of accessories available that allow the Exit Control Locks to be used in a wide range of applications. Below is a listing and description of these items.



ECL-436K shown

### Item Number

### Description and Use

**ECL-436K**

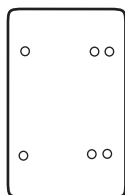
#### **Panic Bar Plate Guard Kit**

Protects against clothing being caught on exit bar plate. Used with ECL-230D.

**ECL-2100K**

#### **Panic Bar Plate Guard Kit**

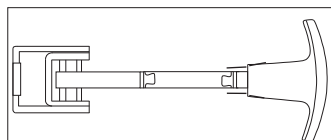
Protects against clothing being caught on exit bar plate. Used with ECL-230D-PH and ECL-600 (required)



**ECL-475K**

#### **Decorative Back Plate Kit**

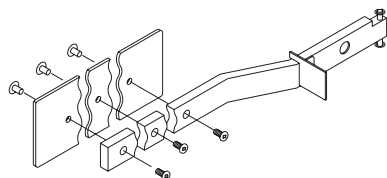
5 19/32" W x 10 3/16" H x .045" thick. To improve the appearance of the back of an Exit Control Lock visible through glass on a narrow stile glass door.



**ECL-498K**

#### **Outside Pull and Warning Sign**

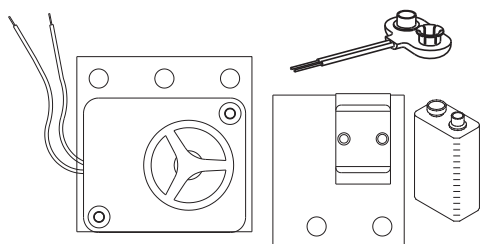
Mounted on opposite face of door where conditions or regulations require that an emergency exit be openable from both sides. Alarm sounds when door is opened.



**ECL-2105K**

#### **Paddle Bar Kit (Retrofit)**

Bar extension kit for 3.0' to 4.0' doors



**ECL-2111K**

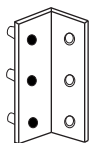
#### **Siren/Battery Conversion Kit**

For ECL-230C & D. Converts ECL-230 6 volt lantern battery to 9 volt battery & siren

# EXIT CONTROL LOCKS CONT'D

## ***ACCESSORIES for ECL-230D SERIES and ECL-600***

Single Door Mechanical Strikes for Inswinging and Outswinging Installations



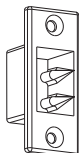
### Item Number

### Description and Use

**ECL-435K**

#### **Adjustable strike bracket, surface**

For use on left hand, right hand inswinging doors or double doors with one door stationary using flush bolts or DDH-2250



**ECL-439K**

#### **Mortise strike**

For use on outswinging doors



**ECL-437K**

#### **Adjustable strike, surface**

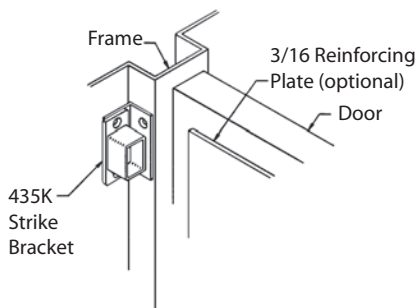
For use on outswinging doors

INSWINGING DOORS - LH, RH  
ECL-435K adjustable strike bracket, surface

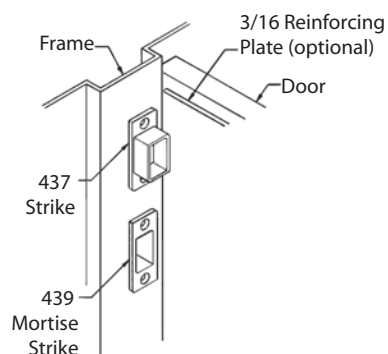
OUTSWINGING DOORS  
ECL-439K mortise strike  
ECL-437K adjustable strike, surface

\* Price of lock includes a kit containing 439 and 437 strikes with required mounting screws. All other strikes must be ordered separately by number. There is an extra charge for strikes that are not included as part of the lock.

FOR INSWINGING INSTALLATIONS  
and  
DOUBLE DOOR APPLICATIONS  
without a MULLION



FOR OUTSWINGING  
INSTALLATIONS



All bracket-mounted strikes include unique adjustable feature for proper installation alignment. All strikes supplied with wood and sheet metal mounting screws.



# EXIT CONTROL LOCKS CONT'D

## ***ACCESSORIES for ECL-230D SERIES and ECL-600***

---



**ECL-8220**

### Item Number

### Description

**ECL-8220**  
**ECL-8220-1**

**English Exit Bar Plate**  
Red (Standard)  
Green

**ECL-8220-8**

**Spanish Exit Bar Plate**  
Red

**ECL-8220-6**  
**ECL-8220-9**

Chinese/English Exit Bar Plate (Red)  
Chinese Exit Bar Plate (Red)

### **Optional Captions for Exit Bar Plates**

Standard exit bar plate includes words  
"EMERGENCY EXIT ONLY".

**ECL-8220-7**

French Canadian Exit Bar Plate  
(Red)

**ECL-2109**

English Exit Bar Plate for Long Bar -  
ECL-230D-PH (Red)




**ECL-405**  
(DT0XX is stamped on the key)  
XX = Key # 11-20

Cover Lock Key

*Where Trust is Built™*  
**DETEx®**  
*Life Safety, Security and Security Assurance*

Detex Corporation  
302 Detex Drive  
New Braunfels, Texas 78130-3045 USA  
PH. (830) 629-2900  
(800) 729-3839  
FAX (800) 653-3839  
<http://www.detex.com>  
USA Sales:  
[marketing@detex.com](mailto:marketing@detex.com)  
International Sales:  
[export@detex.com](mailto:export@detex.com)

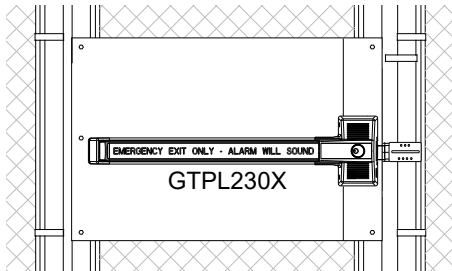
 Cancer & Reproductive Harm - [www.detex.com/prop65](http://www.detex.com/prop65)

# Weatherized Accessories

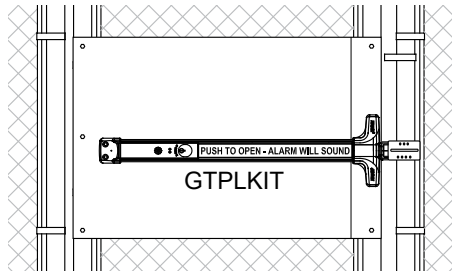
## Gate Plate & Accessories

The mounting plate adjusts to fit different gate sizes. The adjustable receiving latch makes installation easy. The lockbox makes it possible to gain access from outside the gate by using a key. All accessories are available in silver or black finish.

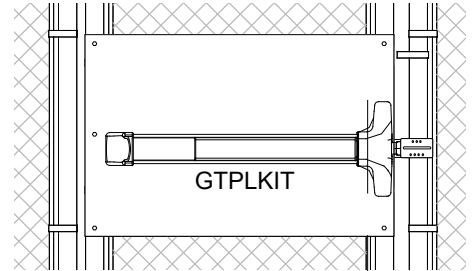
### Push Side



ECL-230X-W shown




Value Series V40xEBxW shown



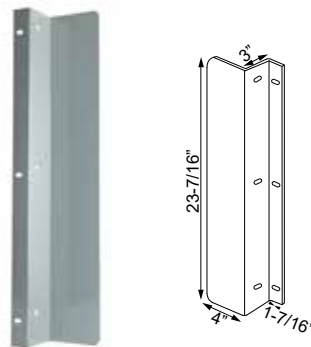
Advantex 10xW Series shown

### GTPL Adjustable Gate Plate



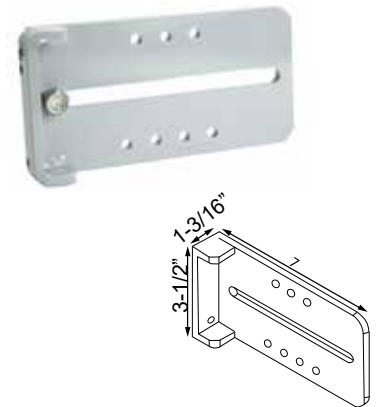
- Fits Single Gates 32" - 52" wide
- Adjustable to fit wide variety of single gates
- Sleeved together
- Fits square or round gate frames

### GTPLGRD Gate Latch Protector



- Provides added security
- For use on existing gate plate application where gap is larger than 1"

### GTSTKBKT Strike Latch Receiver Bracket



- Includes stainless steel U-bolt, nuts, tek-screws
- 1/4" steel with powder-coat finish
- Doubles as gate stop
- Accommodates 99 strike for Advantex 10/40 Series and V40 Series

### GTPLKIT

For Advantex and Value Series applications.


The kit includes:  
GTPL - Adjustable Gate Plate  
GTPLGRD - Gate Latch Protector  
GTSTKBKT - Strike Latch Receiver Bracket

### GTPL230X

For ECL-230X applications.

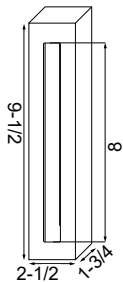
The kit includes:  
GTPL - Adjustable Gate Plate  
GTPLGRD - Gate Latch Protector  
GTSTKBKT - Strike Latch Receiver Bracket  
104345 - Adapter Plate

## 08GSN




### Spacer for Narrow Lever Trim

- For use with 02/08/09/14DN trims
- Narrow lever trim sold separately (specify handing)
- Extends for use with Detex spring-loaded tailpiece
- For use with Advantex and Value Series devices

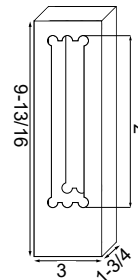


## 08GS

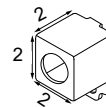
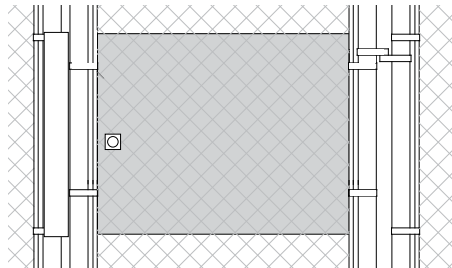


### Spacer for Wide Lever Trim

- For use with 02/08/09/14D trims
- Wide lever trim sold separately (specify handing)
- Extends for use with Detex spring-loaded tailpiece
- For use with Advantex and Value Series devices



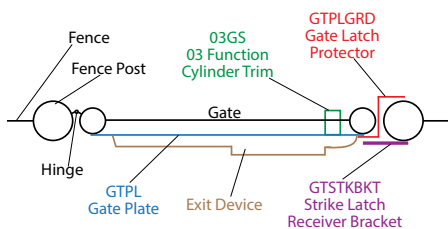
## 03GS



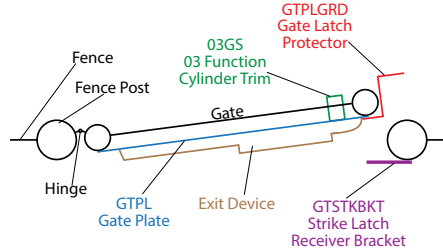
### 03 Function Cylinder Trim

- Optional accessory
- For use with rim cylinder on gates
- Rim cylinder required (sold separately)
- For use with Advantex, Value Series and ECL devices

### Overhead View - Gate Closed



### Overhead View - Gate Open



### Finishes

- Silver (Std.)
- Black (Specify -BLK)



Cancer & Reproductive Harm - [www.detex.com/prop65](http://www.detex.com/prop65)

Where Trust is Built™  
**DETEx**®  
Life Safety, Security and Security Assurance

Detex Corporation  
302 Detex Drive  
New Braunfels, Texas 78130-3045 USA  
PH. (830) 629-2900  
(800) 729-3839  
FAX (800) 653-3839  
<http://www.detex.com>  
USA Sales:  
[marketing@detex.com](mailto:marketing@detex.com)  
International Sales:  
[export@detex.com](mailto:export@detex.com)

# EXIT CONTROL LOCKS ACCESSORY

## BE-961

### Battery Eliminator

The BE-961 Battery Eliminator is designed to power security devices such as the Detex ECL-230D, ECL-230X Series, ECL-600 battery powered series exit control locks and V40 alarmed rim exit device without reliance on batteries. Converts AC power to DC for supplying battery-operated devices.



BE-961-1

BE-961-2

### Benefits

- Powers security devices without reliance on batteries
- Eliminating the need to annually change 9 volt batteries, saves money, prevents unnecessary battery disposal and creates a greener process
- May be installed on the wall adjacent to the protected door quickly and easily
- 10' Flexible armored cable connects the battery eliminator to the security device without interfering with door use
- LED provides visual status of power
- For extra security, the connecting cable may be concealed in the door using a continuous electric hinge

### Features

- Available Battery Eliminator Power Supplies:
  - BE-961-1** = 120VAC transformer to 12VAC, 12VAC to 9VDC circuit board  
Note: Powers up to three 9V battery devices
  - BE-961-2** = 120VAC transformer to 12VAC, 12VAC to 9VDC circuit board includes secure power/supervisory loop (cutting 9V power will sound BE-961-2 alarm)  
Note: For use with ECL products only
  - BE-961-5** = Converts 12VAC to 9VDC
  - BE-961-6** = Converts 24VAC to 9VDC  
Note: Conduit and transformer for BE-961-5 and BE-961-6 sold separately
- The BE-961-2 includes an internal alarm which sounds at 95dB if the secure power feed wires are cut or when the ECL unit sounds (for use with ECL products only)
- 106595-5 - Battery Eliminator in NEMA enclosure - Suitable for outdoor use - Used to power V40 EB W, 230X-W, EAX-500W - Converts 24VAC to 9VDC  
Dimensions: 10-1/4"x13-1/2"x6"

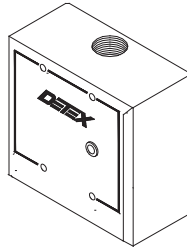


## Technical Information

- 9VDC outputs, jumper selectable to the security device
- BE-961-1 and BE-961-2 come with an external transformer
- Line input transient suppression is a standard feature
- BE-961-2 is not for use with EAX and V40 product lines
- Current Output Capacity - .5 Amp

## Dimensions

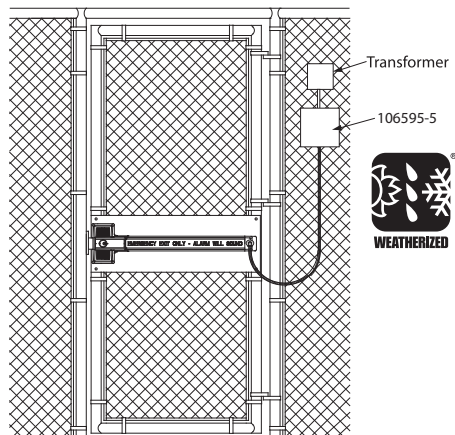
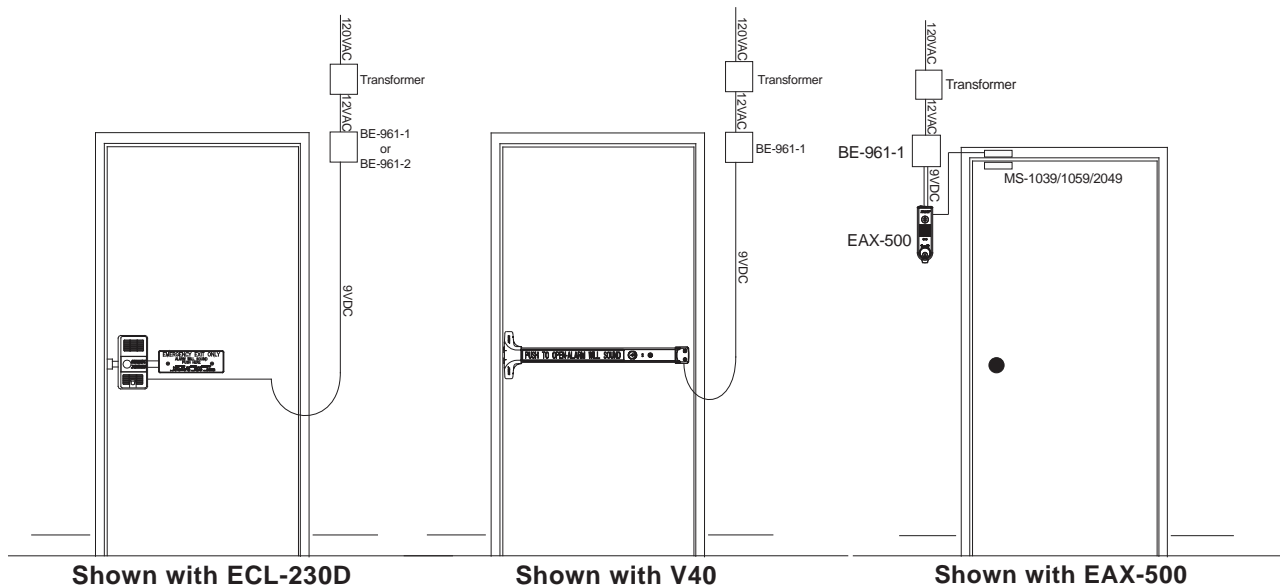
- 4-5/8" wide x 4-5/8" long x 2" deep
- Standard cast aluminum case



## Detex Limited Warranty

3 Year Limited Manufacturer's Warranty

## Riser Diagram



Shown with ECL-230X-W

*Where Trust is Built™*  
**DETEx®**  
*Life Safety, Security and Security Assurance*

Detex Corporation  
302 Detex Drive  
New Braunfels, Texas 78130-3045 USA  
PH. (830) 629-2900  
(800) 729-3839  
FAX (800) 653-3839  
<http://www.detex.com>  
USA Sales:  
[marketing@detex.com](mailto:marketing@detex.com)  
International Sales:  
[export@detex.com](mailto:export@detex.com)



Cancer & Reproductive Harm - [www.detex.com/prop65](http://www.detex.com/prop65)



# EXIT CONTROL LOCKS ACCESSORY

## DDH-2250

### Double Door Holder

The DDH-2250, Double Door Holder, is designed for use with Detex Exit Control Locks to provide locking of the inactive leaf on an outswinging double door. Release of the active leaf disengages the DDH-2250 allowing the inactive leaf to open freely.



### Benefits

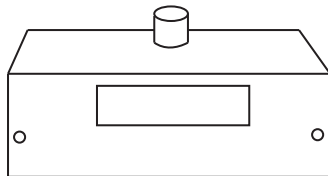
- Enables the Detex Exit Control Locks to be used with any wood, metal or glass double outswinging exit door
- Flexibility for mounting on either the left or right door
- Simple, easy operation - no mortise required
- Pushing the exit control lock opens the active leaf and automatically disengages the DDH-2250, providing instant emergency exit with both doors

### Features

- Case hardened steel locking bolt
- Interchangeable pin
- Stainless steel spring providing instant release of lock bolt
- Cast housing of 3/16" durable zinc alloy
- Reversible for right or left hand doors
- 1/4" thick face plate
- Mounting kit contains, screws, allen wrench, strike plate, door protection plate and templates

### Dimensions

- 7 1/8" long x 2 1/4" deep x 2 7/8" high



### Detex Limited Warranty

3 Year Limited Manufacturers Warranty

*Where Trust is Built™*  
**DETEx®**  
*Life Safety, Security and Security Assurance*

Detex Corporation  
302 Detex Drive  
New Braunfels, Texas 78130-3045 USA  
PH. (830) 629-2900  
(800) 729-3839  
FAX (800) 653-3839  
<http://www.detex.com>  
USA Sales:  
[marketing@detex.com](mailto:marketing@detex.com)  
International Sales:  
[export@detex.com](mailto:export@detex.com)


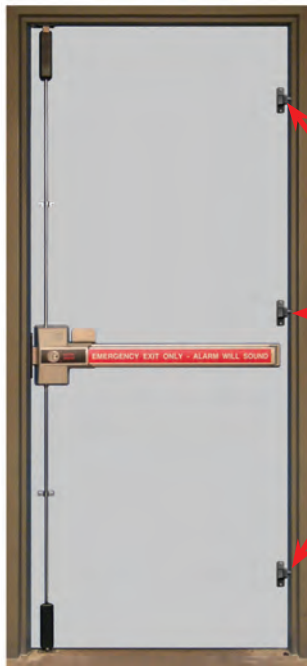


Cancer & Reproductive Harm - [www.detex.com/prop65](http://www.detex.com/prop65)

# DX BOLTS

## DX1- Single Hinge Bolt / DX2 - Double Hinge Bolts / DX3 Triple Hinge Bolts Hinge Side Locking Dead Bolt for Supplementary Protection

Providing hinge-side protection, the DX Bolt is an additional line of defense against break-ins. Even if the exterior door hinges are compromised the DX Bolts keep your door locked and secure. These passive deadbolts are easy-to-install and offer another layer of attack resistance. DX Bolts can be added to most applications, providing code compliant, economical, multipoint locking security. DX Bolts are available for use with all Detex panic hardware.



Shown here with:  
ECL-230X-TDB-DX3  
6 point lock

### Benefits

- Provides additional line of defense against break-ins
- Attack-resistant design keeps door locked and secure to deter against burglaries
- Adds additional locking points, improving holding strength to slow down crowbar attacks
- Even if the hinges are cut off, the door remains locked and secure
- Easy-to-install design provides secure and accurate bolt engagement every time
- Through-bolt mounting installation improves holding strength

### Features

- Can be added to almost any out-swing door application
- You choose the right level of protection with kits of 1 bolt, 2 bolts or 3 bolts
- Non-handed
- Add DX bolts to any Detex multi-point lock to create 4 point, 5 point and 6 point locking panic hardware
- Kits include through-bolt mounting hardware
- One piece stainless construction provides superior holding strength
- Excellent for exterior applications or doors that get wet

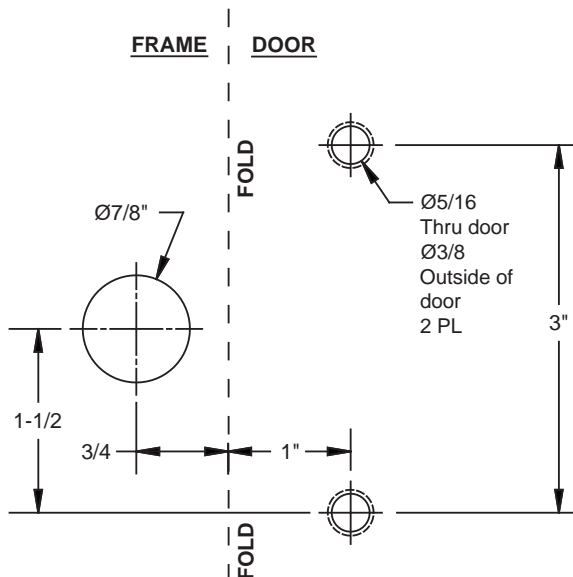
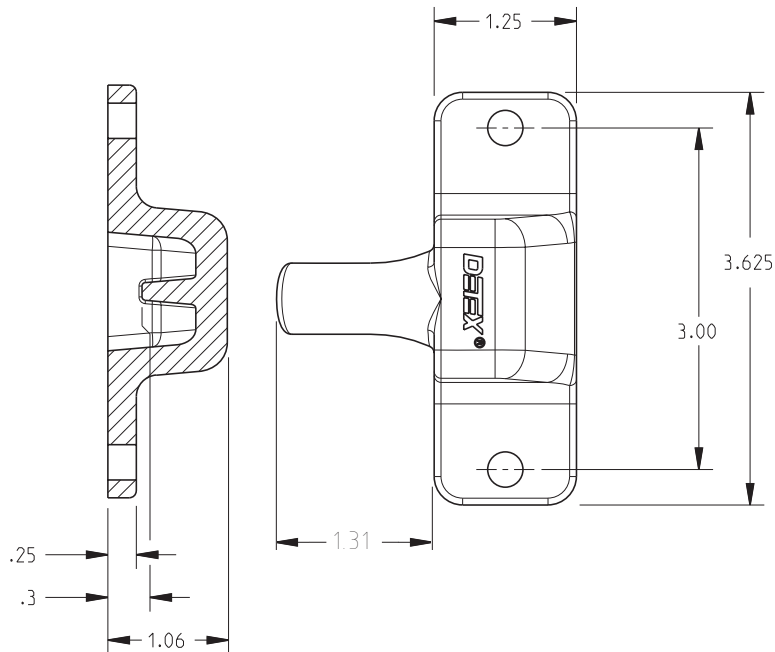
## Technical Information

- Door Types - Hollow Metal, Fiberglass or Aluminum
- Door Thickness - Fits standard 1-3/4" - 2-1/4" (for other door thicknesses contact factory)
- Machine Screws with Sex Nut fasteners (Std.)

## Finishes

- Available in Steel Gray (GRY) - standard Steel
- Available in Painted Black (BLK)

## Dimensions



## Listings and Approvals



Meets NFPA 80 & 101  
for Life Safety



ANSI/BHMA Certified

## Detex Limited Warranty

10 Year Limited Manufacturers  
Warranty

*Where Trust is Built™*  
**DETEX®**  
*Life Safety, Security and Security Assurance*

Detex Corporation  
302 Detex Drive  
New Braunfels, Texas 78130-3045 USA  
PH. (830) 629-2900  
(800) 729-3839  
FAX (800) 653-3839  
<http://www.detex.com>  
USA Sales:  
[marketing@detex.com](mailto:marketing@detex.com)  
International Sales:  
[export@detex.com](mailto:export@detex.com)



Cancer & Reproductive Harm - [www.detex.com/prop65](http://www.detex.com/prop65)

# VERTICAL ROD ASSEMBLIES

## VRA-143 SERIES

### For Detex Exit Control Lock Systems (230 Series)

A Vertical Rod Assembly (VRA) is used with a Detex Exit Control Lock (ECL-230D) to provide exit control security on outswinging double doors. In addition it may be used on a single door installation to provide top and bottom latching instead of the single point latching provided by the Exit Control Lock itself.

\*For ECL-230X VRA options, see 230X Series



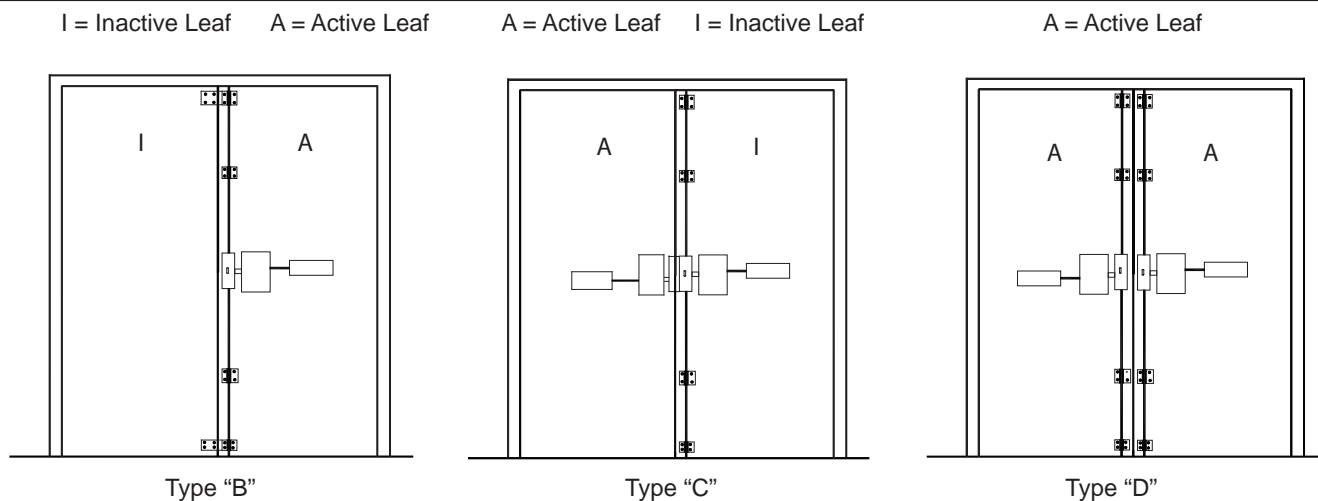
#### Benefits

- 2 point locking provides extra security
- 3 versions to suit most conditions
- Surface applied - no mortise required for easy installation
- Automatically released when the ECL-230 device is activated

#### Features

- Heavy duty 3/8" diameter bolts
- VRA-143B secures a single or a pair of doors with one ECL-230D Series Lock, allowing outside access to the active door
- 2 VRA-143C assemblies hold a pair of doors with 2 ECL-230D Series locks, allowing outside access to the active door
- 2 VRA-143D assemblies hold a pair of doors with 2 ECL-230D series locks & permit independent operation of each leaf
- Non-handed
- Sizes accommodate 80" - 120" doors

#### Riser Diagram



## Mechanical Options

- Option B (std) - Active leaf opens both
- Option C - Active leaf opens first; Inactive leaf remains locked until ECL-230D is activated
- Option D - Each leaf independent
- Door Heights - 84" (std)  
Special 85" to 96" and over 96"

## Accessories

- ECL-230D
- ECL-230D-PH
- ECL-436K Bar Guard Kit (for use with ECL-230D)
- ECL-2100K Bar Guard Kit (for use with ECL-230D-PH)
- RC65 - Rim Cylinder
- ECL-1595 - Standard cylinder collar for ECL-230D or ECL-230D-PH
- DX Bolts for hinge locking

## Technical Information

- Bolts - case hardened, heat treated and zinc plated
- Rods - steel, zinc plated
- Housing - steel, zinc plated

## Listings and Approvals



"U.L. Listed  
Exit Hardware"

## Detex Limited Warranty

3 Year Limited Manufacturers  
Warranty



Detex Corporation  
302 Detex Drive  
New Braunfels, Texas 78130-3045 USA  
PH. (830) 629-2900  
(800) 729-3839  
FAX (800) 653-3839  
<http://www.detex.com>  
USA Sales:  
[marketing@detex.com](mailto:marketing@detex.com)  
International Sales:  
[export@detex.com](mailto:export@detex.com)



Cancer & Reproductive Harm - [www.detex.com/prop65](http://www.detex.com/prop65)